



Straight Talk and Networking  
for Scientists and Clinical Practitioners

April 2-3, 2014 Pre-Conference Courses  
April 4-6, 2014 Conference and Courses

<b>Welcome</b>	<b>2</b>
<b>Program-At-A-Glance</b>	<b>7</b>
<b>Silent Auction for Research</b>	<b>12</b>
<b>Wednesday, April 2, 2014</b>	
Fundamentals of Lasers in Health Care Course	15
<b>Thursday, April 3, 2014</b>	
Fundamentals of Lasers in Health Care Course	17
Nursing/Allied Health Course	19
Expert Treatment Approaches Course	20
Resurfacing, Rejuvenation and Recontouring Course	22
Luncheons	24
Hair and Pigment Removal and Vascular Lesions Treatments Course	30
Tech Connect Non-CME Session	32
<b>Friday, April 4, 2014</b>	
Breakfast Sessions	35
Laser Treatment of Patients of Color Workshop	41
Complications, Controversies and Legal Issues Workshop	42
Burns and Trauma Workshop	43
Therapeutic Challenges and New Treatments Workshop	45
Basic Mechanisms of Photobiomodulation	46
Plenary Session (Keynote Speaker)	47
Cutaneous Laser Surgery Session	50
Experimental and Translational Research Session	55
PanAmerican Photodynamic Association (PAPDT) / ASLMS PDT Session	58
Photobiomodulation Session	61
Surgical Applications and Interstitial Laser Therapy Session	64
<b>Saturday, April 5, 2014</b>	
Endovenous Laser Ablation Expert Panel	67
Controversies in Laser Energy Devices Workshop	68
The Skinny on Fat Reduction and Skin Tightening Workshop	70
Combining Botulinum Toxins and Fillers With Laser Procedures: How to Improve Results Workshop	71
Periorbital Therapies and Rejuvenation Workshop	72
North American Association for Light Therapy (NAALT) Session	73
PanAmerican Photodynamic Association (PAPDT) / ASLMS PDT Session	74
Resident/Fellow Abstract Session	77
Cutting Edge: "Laser and Skin" Session	83
Treatment Pearl Marathon Session	85
Cutaneous Laser Surgery Session	87
Experimental and Translational Research Session	92
Photobiomodulation Session	95
<b>Sunday, April 6, 2014</b>	
PDT In Dermatology Expert Panel	99
Cutaneous Laser Surgery Session	100
Experimental and Translational Research Session	105
Photobiomodulation Session	108
Laser Review and Clinical Pearls for Residents and Fellows Course	109
<b>Exhibitors/ePosters/Experts in the Hall</b>	<b>111</b>
<b>Presidential Citations and Awards</b>	<b>131</b>
<b>General Information</b>	<b>139</b>
<b>Continuing Education Credits</b>	<b>149</b>
<b>Faculty/Speaker Conflict of Interest Disclosures</b>	<b>155</b>



# Welcome

2014 Annual Conference  
Pre-Conference Courses: April 2-3, 2014  
Annual Conference: April 4-6, 2014  
Phoenix Convention Center  
Phoenix, Arizona

Welcome to ASLMS 2014! This year's Annual Conference in Phoenix promises to be an outstanding opportunity for learning, developing new skills and engaging with colleagues. Programming has been increased and made more accessible to meet attendee needs. A variety of new sessions and learning strategies have been implemented:

## **Increased access through full registration**

For the first time, full access registration at the conference includes access to Friday and Saturday morning workshops.

## **Lunch sessions and new breakfast sessions**

Additionally, in response to the interest in small group sessions in which attendees can interact closely with faculty, lunch sessions have been expanded, and new breakfast sessions have been added. The six new breakfast topics include: Dermatology/Plastic Surgery MOC Quiz; How Lasers and Energy Devices Work; Bench to Bedside: Current Problems and Future Technology; Expert Panel: Maximizing Patient Satisfaction and Retention; Cellulite; and State-of-the-Art in Tattoo Treatment.

## **New courses and workshops**

Programming will also include a new course entitled Expert Treatment Approaches, as well as two new workshops on Therapeutic Challenges and New Treatments and the Basic Mechanisms of Photobiomodulation. In addition to our collaborative abstract session planned with the North American Association for Light Therapy (NAALT), the photobiomodulation workshop will provide further learning opportunities for attendees interested in low level light therapies.

## **Unified photodynamic therapy abstract session**

Attendees with an interest in photodynamic therapy will be pleased to learn of the close collaboration this coming year between the organizers of the ASLMS PDT abstract session and the Pan American Photodynamic Therapy Association's (PAPDT) concurrent meeting. ASLMS and PAPDT will for the first time host a combined PDT session, joining forces to select and present the best new research in photodynamic therapy.

## **More time for abstract sessions**

Overall, throughout the conference more time has been allotted for content-specific abstract sessions, to ensure that cutting edge research is showcased as completely as possible. Moreover, in every type of CME activity, faculty have been asked to set aside much of the session for audience questions, discussion and interactive activities like audience response.



Jeffrey S. Dover, M.D., FRCP



Murad Alam, M.D., MSCI

### **Expanded “Experts in the Hall” offerings**

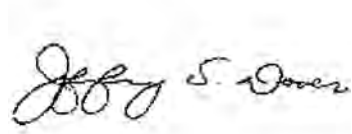
Visiting the exhibit hall will be enhanced by the availability of additional “Experts in the Hall” presentations. Informative expert in the hall topics added this year span a diverse range of practical and cutting edge topics, including: Starting a Laser Practice; Case Studies: Patient Problems and Customized Solutions; Burn Imaging and Spectroscopy; and Ultrasound and Radiofrequency.

### **Two-Day customized weekend program for clinical residents and fellows**

A major addition to the conference program this year is expansion of the special educational programming for physician trainees, both residents and fellows. In addition to an existing concept review session on Sunday that will be continued, residents and fellows will now be able to participate in a new, full-day of relevant sessions on Saturday. Saturday will begin with the presentation of resident and fellow research abstracts, and then continue to include a quiz contest to stimulate interest in key concepts. Clinical experts in laser medicine will share treatment pearls with the assembled trainees, and faculty will also be available to take questions at length. Resident and fellow guided tours of the exhibit hall will be conducted.

Our keynote speaker, Dr. Steven Zeitels, is an expert on treatment of laryngeal lesions with laser. Dr. Zeitels is the Eugene B. Casey Professor of Laryngeal Surgery at Harvard Medical School and the Director of the Massachusetts General Hospital (MGH) Center for Laryngeal Surgery and Voice Rehabilitation, which is the most comprehensive facility of its kind in the world. Dr. Zeitels is widely acknowledged for pioneering novel laser applications to treat dysplasia and cancer as well as laryngeal papillomatosis, polyps, nodules and is also well known for creating office-based laryngeal laser surgery.

We hope you enjoy your time in sunny Phoenix, ushering in the spring and sharing in the excitement and innovation at ASLMS 2014.



Jeffrey S. Dover, M.D., FRCPC  
President



Murad Alam, M.D., MSCI  
Annual Conference Program Chair

**An alphabetical list of all speakers/faculty along with their disclosures appear in the back of this program.**

## Dr. Horace Furumoto Innovations Professional Development Award



ASLMS is very pleased to administer the **Dr. Horace Furumoto Innovations Professional Development Award** which memorializes and honors Dr Furumoto's genius and leadership in the development of laser technology.

Through his excellent leadership and creativity, Dr. Furumoto endeavored to develop laser technology for use in health care. This award is designed to inspire others to enter the field, and continue the development of laser technologies which promote excellence in patient care by advancing biomedical applications of lasers.

Throughout Dr. Furumoto's outstanding career, he was highly regarded for his dedication to and innovation in the development of laser technologies. The criteria used to select the annual Innovations Professional Development Award in Dr. Furumoto's honor are based upon those personal characteristics which he exhibited.

The annual Dr. Horace Furumoto Innovations Professional Development Award recognizes individuals who demonstrate a potential for contributing to and the dedication and creativity required to expand the development of lasers in the health care enterprise.

### 2014 Award Recipients



**Young Investigator  
Award**  
*Ishan Barman, Ph.D.*  
Johns Hopkins University



**Distinguished  
Contribution Award**  
*Michael H. Slayton, Ph.D.*  
Guided Therapy Systems,  
LLC

**The ASLMS would like to acknowledge and thank the following companies that have provided financial support for this award.**



*Deadline for 2015 Award Nominations is August 31, 2014. Additional details are provided on the ASLMS website.*

## ASLMS Keynote Speaker Dr. Steven M. Zeitels



Steven M. Zeitels, M.D.

### “Forty Years of Lasers in Laryngeal Surgery, a Model for Minimally Invasive Interventions”

Dr. Steven Marc Zeitels is the Eugene B. Casey Professor of Laryngeal Surgery at Harvard Medical School and the director of the Massachusetts General Hospital (MGH) Center for Laryngeal Surgery and Voice Rehabilitation (AKA: MGH Voice Center), which is the most comprehensive facility of its kind in the world. He is an internationally recognized surgeon specializing in throat, voice and larynx problems. In 2004, the first endowed chair in Laryngeal Surgery at Harvard Medical School was created for him while he re-established a Harvard Laryngeal Surgery service at the MGH, which had not been present

since the 1920s. Dr. Zeitels' contributions to voice and laryngeal surgery are highly recognized in the United States and throughout the world. He has received more than 75 awards and honored lectureships for his achievements including the Casselberry and Newcomb Awards from the American Laryngological Association and the Distinguished Alumnus Award from the Boston University (BU) School of Medicine in 2007.

Dr. Zeitels is widely regarded as a prolific surgical innovator having designed numerous new voice restoration procedures (phonosurgery) and instruments, and holds a number of patents for these innovations. He is widely acknowledged for pioneering novel laser applications to treat dysplasia and cancer as well as laryngeal papillomatosis, polyps, nodules and is also well known for creating office-based laryngeal laser surgery. Most notable, was his introduction of angiolytic laser treatment of vocal cord cancer, which was a groundbreaking achievement evolving from Judah Folkman's concepts of tumor angiogenesis and R. Rox Anderson's theory of selective photothermolysis. He has also designed unique procedures to restore the voice of those who have had vocal paresis and paralysis. His techniques were featured in a National Geographic Channel documentary, “The Incredible Human Machine”, which highlighted Dr. Zeitels' microsurgery on Steven Tyler of Aerosmith. In addition, his novel surgical treatment of Roger Daltrey (The Who) just prior to his halftime performance in the 2010 Super Bowl was discussed extensively on CBS news. In 2012, there was broad international coverage of Dr. Zeitels' unique microsurgery restore to Adele's voice who thanked him in the acceptance of the first of her six Grammy Awards.

In 2013, a number of these achievements were highlighted in a long-form biographical profile in the *New Yorker* Magazine featuring Dr. Zeitels' career and innovations. His work has also been featured in the *Harvard Medical Alumni Journal*, the *Harvard Magazine* and the *Boston University Alumni Journal* and discussed extensively in print media, radio, and television both nationally and internationally [i.e. *Good Morning America*, *Today Show*, *Wall Street Journal*, *NY and LA Times*, *London Sunday Times*, *Rolling Stone*, *USA Today*, *Vogue*, *Boston Globe & Herald*, *Bloomberg News*, NPR, BBC, National Geographic, Nightline, Boston – New York – LA television news (CBS, NBC, ABC, FOX)]. He has done career-saving surgery on hundreds of American and international performing vocalists. Media venues have



discussed the surgical and medical care of a number of Dr. Zeitels' celebrity patients including Adele, Julie Andrews, Steven Tyler and Tom Hamilton (Aerosmith), Cher, Roger Daltrey (The Who), Lionel Richie, Keith Urban, Paul Stanley (Kiss), James & Livingston Taylor, Denyce Graves, Frederica von Stade, Connie Fisher, Joe Buck, Doc Rivers (Boston Celtics), and Dick Vitale. In 2012, he was listed 13 in Rolling Stone's '25 Best Things in Rock Right Now' and 14 in Fast Company's '100 most Creative People'. Dr. Zeitels' patients have been strong supporters of research and education and formed the nonprofit Voice Health Institute (VHI) to help others with laryngeal and voice disorders. Julie Andrews serves as the Honorary Chairwoman of the VHI and many of Dr. Zeitels' celebrity patients serve on the VHI's Advisory Board. In 2013 Google founder Larry Page provided substantial support to Dr. Zeitels and the VHI to advance their pioneering achievements in airway and voice restoration.

Dr. Zeitels conceived and directs the Voice Restoration Research Program, which is a collaborative effort of investigators at Harvard and MGH, as well as Robert Langer at MIT. They have spent over a decade developing a biomaterial that would restore the largest majority of human voice loss and the research group received the 2010 Broyles Maloney Award of the American Broncho-Esophagological Association for their effort. They hope to initiate human trials to test the new vocal biogel in 2014.

Dr. Zeitels' single-author Atlas of Phonomicrosurgery is considered by many surgeons to be the leading textbook in microsurgery of the larynx. Dr. Zeitels has authored more than 200 scientific articles, book chapters, and videos in these areas as well as presenting over 300 papers and lectures. He serves or has served on the editorial board of five national and international journals. He has also been the honored guest of many international organizations including the British Voice Association, Japan Laryngological Association, European Medical Laser Association, Pan-European Voice Conference, Collegium Medicorum Theatri, Australian Voice Association, Spanish Head and Neck Society, Brazilian Society of Laryngology and Voice, New Zealand Society of Otolaryngology, Chilean Head & Neck Society, Mexican Society of Otolaryngology, and the British Academic Conference in Otolaryngology. He has also been the visiting professor at many departments, universities, and hospitals including, Memorial Sloan Kettering Cancer Center, Columbia University, University of Pennsylvania, University of California (San Diego & Irvine), University of Pittsburgh, University of Texas (Dallas), University of Oregon, University of Cincinnati, University of Utah, Vanderbilt University, University of Alabama, University of Connecticut, University of West Virginia, University of Minnesota, University of Navarra - Pamplona / Spain, Tel Aviv University / Israel, and Auckland University / New Zealand, Kumamoto University / Japan, McGill & Dalhousie Universities / Canada, and The Juilliard School.

Dr. Zeitels was a member of the 1st class of Boston University Trustee Scholars, attended the BU six-year medical program, and graduated from the BU School of Medicine in 1982. He completed the BU - Tufts combined Otolaryngology – Head and Neck Surgery Program in 1987 as well as a Head & Neck Surgical Oncology Fellowship at BU and the Boston Veterans Affairs Medical Center in 1988.

# Program-at-a-Glance

2014 Annual Conference  
Pre-Conference Courses: April 2-3, 2014  
Annual Conference: April 4-6, 2014  
Phoenix Convention Center  
Phoenix, Arizona

## Wednesday, April 02, 2014

8 am - 5 pm	Registration - North Halls A&B Pre-Function
8 - 9 a m	Continental Breakfast - Continental Breakfast in Individual Course Rooms
9 am - 4:30pm	<b>CLINICAL PRE-CONFERENCE COURSE</b> #001 Fundamentals of Lasers in Health Care - Two Day Fundamentals - North 224 A&B #002 (Day One Only) - North 224 A&B
11:45 am - 12:44 pm	Lunch Break (On Your Own)
12:45 - 4:30 pm	#001 & #002 Fundamentals of Lasers in Health Care cont.

## Thursday, April 03, 2014

6:30 am - 8:30 pm	Registration - North Halls A&B Pre-Function
6:30 - 8 a m	Continental Breakfast - Continental Breakfast in Individual Course Rooms
8 am - 12 pm	<b>CLINICAL PRE-CONFERENCE COURSES</b> Fundamentals of Lasers in Health Care (#003 Day Two Only) North 224 A&B    #004 Expert Treatment Approaches North 222 A&B    #005 Resurfacing, Rejuvenation and Recontouring North 229 A&B    #006 Nursing/Allied Health North 225 A&B
12 - 1:30 pm	Lunch Break (On Your Own)
	<b>LUNCHEON WITH THE EXPERTS (Lunch Provided)</b>
12:15 - 1:15 pm	#009 How to Purchase Your First or Next Laser - North 121A #010 Non-Invasive Skin Tightening and Fat Removal - North 123 #011 Our Favorite Laser Pearls - North 124A #012 Difficult Cases and Complications - North 121C #013 Fractional Resurfacing - North 121B #014 Scar Wars - North 122B
1:30 - 5:30 pm	<b>CLINICAL PRE-CONFERENCE COURSES</b> #001 & #002 Fundamentals of Lasers in Health Care cont. North 224 A&B    #007 Hair and Pigment Removal and Vascular Lesions Treatments North 229 A&B    #006 Nursing/Allied Health cont. Business Meeting North 225 A&B
6 - 9 pm	#008 Tech Connect Non-CME Workshop - North Hall C

No Exhibits on Wednesday or Thursday.



# Program-at-a-Glance

2014 Annual Conference  
Pre-Conference Courses: April 2-3, 2014  
Annual Conference: April 4-6, 2014  
Phoenix Convention Center  
Phoenix, Arizona

## Friday, April 04, 2014

6 am - 5:30 pm	Registration - North Halls A&B Pre-Function				
6:30 - 8 am	Continental Breakfast - North Halls A&B Pre-Function				
7:30 - 9 am	Safety/ANSI Meeting (All Conference Attendees Invited) - North 222C				
7 - 8:25 am	<b>BREAKFAST SESSIONS (Breakfast Provided)</b> #015 Dermatology/Plastic Surgery MOC Quiz - North 227 A&B #016 How Lasers and Energy Devices Work - North 227C #017 Bench to Bedside: Current Problems and Future Technology - North 231B #018 Expert Panel: Maximizing Patient Satisfaction and Retention - North 231C #019 Cellulite - North 231A #020 State-of-the-Art in Tattoo Treatment - North 230				
8:30 - 10 am (Full Access Conference)	Exhibits Open 9:00 am - 5:00 pm	<b>WORKSHOPS</b>			
		#021 Laser Treatment of Patients of Color North 224 A&B	#022 Complications, Controversies and Legal Issues North Hall C	#023 Burns and Trauma North 222 A&B	#024 Therapeutic Challenges and New Treatments North 229 A&B
		#025 Basic Mechanisms of Photobio-modulation North 226 A&B			
10 - 10:30 am (Conference Only Begins)		<b>Break/View ePosters/Visit the Exhibits - North Halls A&amp;B</b> <i>Resident/Fellow Exhibit Tour</i>			
10:30 am - 12 pm		<b>Plenary Session - North Hall C</b> <ul style="list-style-type: none"> <li>• Presidential Address &amp; Citations (Best Awards)</li> <li>• Horace Furumoto Innovations Professional Development Awards</li> <li>• Award Presentations: Caroline and William Mark, Ellet H. Drake Lectureship, Nursing/Allied Health Excellence, Leon Goldman Memorial</li> <li>• Keynote Speaker - <i>Steven M. Zeitels, M.D.</i></li> </ul>			
12 - 12:30 pm		<b>ASLMS Business Meeting (Members Only) Lunch Provided - North Hall C</b>			
12 - 1:30 pm		<b>Cash Lunch/View ePosters/Visit the Exhibits - North Halls A&amp;B</b>			
1:30 - 2:45 pm		<b>ABSTRACT SESSIONS</b>			
		Cutaneous Laser Surgery North Hall C	Experimental and Translational Research North 224 A&B	Photobio-modulation North 222 A&B	Surgical Apps/Interstitial Laser Therapy North 222C
		PAPDT/ASLMS PDT North 225 A&B			
2:45 - 3:30 pm		<b>Break/View ePosters/Visit the Exhibits - North Halls A&amp;B</b> <i>Resident/Fellow Exhibit Tour</i>			
3 - 3:30 pm		<b>Experts in the Hall - North Halls A&amp;B</b> <i>Starting a Laser Practice &amp; Case Studies: Patient Problems and Customized Solutions</i>			
3:30 - 5:30 pm		<b>ABSTRACT SESSIONS</b>			
		Cutaneous Laser Surgery North Hall C	Experimental and Translational Research North 224 A&B	Photobio-modulation North 222 A&B	Surgical Apps/Interstitial Laser Therapy North 222C
		PAPDT/ASLMS PDT North 225 A&B			

# Program-at-a-Glance

2014 Annual Conference  
Pre-Conference Courses: April 2-3, 2014  
Annual Conference: April 4-6, 2014  
Phoenix Convention Center  
Phoenix, Arizona

**Saturday, April 05, 2014**

6:30 am - 7pm	Registration - North Halls A&B Pre-Function							
6:30 - 8 am	Continental Breakfast - North Halls A&B Pre-Function							
7:30 - 9:30 am	Endovenous Laser Ablation Expert Panel - North 227 B&C							
7 - 9 am	WORKSHOPS							
8 - 9 am (Full Access Conference)	#026 Controversies in Laser and Energy Devices North Hall C	#027 The Skinny on Fat Reduction and Skin Tightening North 224 A&B	#028 Combining Botulinum Toxins and Fillers with Laser Procedures: How to Improve Results North 222 A&B	#029 Periorbital Therapies and Rejuvenation North 226 A&B	NAALT North 228 A&B	PAPDT North 225 A&B	Resident Fellow Abstract Session North 229 A&B	
9-9:30 am	Exhibits Open 9:00 am - 7:00 pm	Break/View ePosters/Visit the Exhibits - North Halls A&B <i>Resident/Fellow Exhibit Tour</i>						
9:30 - 10:55 am		Cutting Edge “Laser and Skin” Session - North Hall C				NAALT North 228 A&B	PAPDT North 225 A&B	Resident Fellow Abstract Session 11:30-12 Quiz North 229 A&B
11 am - 12 pm		Treatment Pearl Marathon - North Hall C						
12 - 1 pm		Cash Lunch/View ePosters/Visit the Exhibits - North Halls A&B						
1-2:45 pm		ABSTRACT SESSIONS						
		Cutaneous Laser Surgery North Hall C	Experimental and Translational Research North 224 A&B		Photobiomodulation North 222 A&B		PAPDT North 225 A&B	1-2:45 Resident Fellow Pearls & Q&A
2:45 - 3:30 pm		Break/View ePosters/Visit the Exhibits - North Halls A&B <i>Resident/Fellow Exhibit Tour</i>						
3 - 3:30 pm		Experts in the Hall - North Halls A&B <i>Burn Imaging and Spectroscopy &amp; Ultrasound and Radiofrequency</i>						
3:30 - 5:30 pm		ABSTRACT SESSIONS						
		Cutaneous Laser Surgery North Hall C	Experimental and Translational Research North 224 A&B		Photobiomodulation North 222 A&B		PAPDT Session North 225 A&B	Resident Fellow Abstract Session North 229 A&B
5:30 - 7 pm	Exhibitor Reception / Silent Auction - North Halls A&B							

Exhibits Open 9:00 am - 7:00 pm

# Program-at-a-Glance

2014 Annual Conference  
Pre-Conference Courses: April 2-3, 2014  
Annual Conference: April 4-6, 2014  
Phoenix Convention Center  
Phoenix, Arizona

**Sunday, April 06, 2014**

(Full Access and Conference Only - No Exhibits on Sunday)

6:30 am - 12:30 pm	Registration - North Halls A&B Pre-Function			
6 : 3 0 - 8 a m	Continental Breakfast - North Halls A&B Pre-Function			
7 - 7 : 5 5 a m	PDT in Dermatology Expert Panel - North 225 A&B			
8 - 1 0 a m	ABSTRACT SESSIONS			RESIDENT AND FELLOWS WORKSHOP
	Cutaneous Laser Surgery North Hall C	Experimental and Translational Research North 224 A&B	Photobiomodulation North 222 A&B 9 am start	#030 Laser Review and Clinical Pearls for Residents and Fellows North 229 A&B
10 - 10:30 am	Break - North Halls A&B Pre-Function			
10:30 am - 12:30 pm	ABSTRACT SESSIONS			RESIDENT AND FELLOWS WORKSHOP
	Cutaneous Laser Surgery North Hall C	Experimental and Translational Research North 224 A&B		Laser Review and Clinical Pearls for Residents and Fellows North 229 A&B

## Exhibit Hall Hours:

## **North Halls A&B**

Wednesday, April 2, 2014 .....	<b>Exhibits Closed</b>
Thursday, April 3, 2014 .....	<b>Exhibits Closed</b>
Friday, April 4, 2014 .....	<b>9 am – 5 pm</b>
Saturday, April 5, 2014 .....	<b>9 am – 7 pm</b>
Sunday, April 6, 2014 .....	<b>Exhibits Closed</b>

**Directors:** *Richard O. Gregory, M.D.* (Exhibit Chair); *Emil A. Tanghetti, M.D.* (ePoster Chair)

## ePosters

Twenty viewing stations will be located in the Exhibit Hall. We have extended the lunch hours and breaks to allow additional time for viewing ePosters and visiting with the exhibitors. No hard copy posters will be on display. A maximum of four CME credits will be offered for viewing the ePosters.

## ePoster Q&A

Each ePoster will include a tab labeled “Questions and Answers”. When the conference attendee clicks on the Q&A tab, they will view a running list of questions along with each question’s corresponding answer from the author. Additionally, there will be a button labeled “Submit a Question”. When the conference attendee clicks this button, they will be provided with a form which has a blank area for them to type and submit their question to the author. The system will update every morning at 6:00 am local time. All questions and answers from the previous day will be posted to each ePoster. Also, the Q&A log will be viewable in the post-conference online version, but the ability to ask questions will not be available in the post-conference online version.

**A list of ePosters will be available as a handout in the program tote bag distributed at the time of the 34<sup>th</sup> Annual Conference.**

## Exhibit Hall Highlights

- Located adjacent to the largest scientific sessions.
- ePoster viewing stations, beverage stations, and the Silent Auction located in the Exhibit Hall.
- Special “Exhibitor Breaks” will be scheduled from 2:45 – 3:30 pm on Friday and Saturday. Educational sessions on both Friday and Saturday will be adjourned during these times.
- Special drawings for \$1,000 each will be held in the Exhibit Hall during lunch and breaks. You must be present to win.
- Experts in the Exhibit Hall presentations. Following is a schedule of speakers, topics, and dates/times of presentations.

<b>Date</b>	<b>Time</b>	<b>Speaker</b>	<b>Topic</b>
Friday, April 4, 2014	3 – 3:30 pm	<i>Carolyn I. Jacob, M.D., Nazanin A. Saedi, M.D.</i>	Starting a Laser Practice
Friday, April 4, 2014	3 – 3:30 pm	<i>David M. Ozog, M.D., Girish S. Munavalli M.D., M.H.S.</i>	Case Studies: Patient Problems and Customized Solutions
Saturday, April 5, 2014	3 – 3:30 pm	<i>Jeffrey W. Shupp, M.D.</i>	Burn Imaging and Spectroscopy
Saturday, April 5, 2014	3 – 3:30 pm	<i>Inder Makin, M.D., Ph.D., Girish S. Munavalli, M.D., M.H.S.</i>	Ultrasound and Radiofrequency



## Silent Auction for Research

Annual Conference attendees can receive great deals on new medical laser equipment, supplies, trips and more at the 34<sup>th</sup> Annual Conference. All net proceeds from the Silent Auction will be designated to fund research projects designed to foster the development and use of lasers and other related technologies in medical and surgical applications. Minimum bids start at 50% of total value.

*Jason N. Pozner, M.D.*, Co-Chair, ASLMS Silent Auction Task Force

*Barry E. DiBernardo, M.D.*, Co-Chair, ASLMS Silent Auction Task Force

### **9<sup>th</sup> Annual Silent Auction Schedule**

#### **March 3, 2014**

Online bidding opens (members only).

#### **April 3, 2014**

Online bidding closes at 11:59 pm (Central time).

#### **April 4, 2014**

Annual Conference bidding opens in exhibition hall at 9:00 am (Mountain time) to all conference attendees.

**Annual Conference bidding closes at 6:30 pm, April 5, 2014  
and the names of winners will be announced at 6:45 pm.**

**Items that do not receive minimum bids will be available online  
beginning April 10, 2014.**

## Silent Auction Donations

Company/Individual	Item Donated	Estimated Value
Aerolase Corporation	Laser Warranty Extension for any LightPod 650 Microsecond Laser	\$ 5,000
Alma Lasers	Upgrade any Soprano XI/Xli to a Soprano ICE Handpiece	\$ 20,000
Tina S. Alster, M.D. and Elizabeth L. Tanzi, M.D.	One-day, On-Site Observational Preceptorship	\$ 2,500
Apira Science, Inc.	iGrow Hair Growth Laser System	\$ 695
Apira Science, Inc.	iGrow Hair Growth Laser System	\$ 695
Apira Science, Inc.	iGrow Hair Growth Laser System	\$ 695
Mathew M. Avram, M.D., J.D.	One-Day, On-Site Observational Preceptorship	\$ 2,500
B&W Tek, Inc.	Exemplar Miniature Spectrometer	\$ 3,000
BTL Industries, Inc.	Protégé Elite	\$ 45,000
Canfield Imaging Systems	VEOS HD2 Dermatoscope	\$ 895
Cutera	Napa Valley Wine Tour for Two People	\$ 7,500
Cynosure, Inc.	Palomar Emerge by Cynosure™ Fractional Laser	\$ 24,900
DermaSweep	DermaSweep NuCell PremiumFusion	\$ 900
Ellman International	Surg-e-Vac Smoke Evacuator	\$ 2,400
Fallene, Ltd.	Private Label Sunscreen	\$ 750
Michael H. Gold, M.D.	One-Day, On-Site Observational Preceptorship	\$ 2,500
David J. Goldberg, M.D., J.D.	One-Day, On-Site Observational Preceptorship	\$ 2,500
Green Bay Packers, Inc.	Autographed Football	\$ 750
Innovative Optics Laser Safety, LLC	Multi Wavelength Laser Glasses	\$ 750
Light Age	Q-Clear Compact Laser System	\$ 4,500
Light Age	EpiCare LPX	\$ 4,500
Liquid Smile	Six Liquid Smile Professional Whitening Pens	\$ 780
Lumenis®, Inc.	ResurFX	\$ 58,400
Miramar Labs, Inc.	miraDry bioTips (6 pack)	\$ 2,100
Miramar Labs, Inc.	miraDry bioTips (6 pack)	\$ 2,100
Modulight, Inc.	L6700 PDT Laser System	\$ 6,000

Company/Individual	Item Donated	Estimated Value
Oculo-Plastik, Inc.	One Pair of Durette® III External Laser Shields, Patient's Goggles with Mobile Plastic Attachments, and OPSOFT Laser Mouthguard	\$ 341
Oculo-Plastik, Inc.	One Pair of Durette® II External Laser Shields, Patient's Goggles with Mobile Plastic Attachments, and OPSOFT Laser Mouthguard	\$ 341
Oculo-Plastik, Inc.	One Pair of Durette® IV External Laser Shields, Patient's Goggles with Mobile Plastic Attachments, and OPSOFT Laser Mouthguard	\$ 341
Quantum Devices, Inc.	WARP 10 LED Light Kit	\$ 800
Rockwell Laser Industries	Medical Laser Safety Officer Training Course	\$ 895
Sciton, Inc.	Ten JUNE Suncoach Bracelets	\$ 1,000
Sciton, Inc.	Ten JUNE Suncoach Bracelets	\$ 1,000
Ava Shamban, M.D.	One-Day, On-Site Observational Preceptorship	\$ 2,500
Syneron-Candela	eMatrix	\$ 59,900
Syris Scientific	Syris v600 Vision Enhancement System	\$ 2,055
Tiemann Surgical	Surgical Pack	\$ 768
Ulthera, Inc.	DeepSEE Transducers	\$ 9,500
Viora	Pristine Med-Diamond Tip Microdermabrasion System	\$ 8,900
Zeltiq Aesthetics, Inc.	CoolSculpting CoolSmooth Applicator	\$ 9,500
Zimmer MedizinSystems	Zimmer Cryo 6 Cold Air Device	\$ 8,995

# Fundamentals of Lasers in Health Care Course

## Wednesday, April 2 – Thursday, April 3, 2014

A separate registration fee must be paid in order to attend courses. CME credits and CE contact hours available.

**Fundamentals of Lasers in Health Care – North 224 A&B**

**April 2 – 9 am – 4:30 pm**

**\*\*Please note that a 6 hour online primer course will be available for all registrants\*\***

**April 3 – 8 am – 5 pm**

**Director:** *J. Stuart Nelson, M.D., Ph.D.*

**Faculty:** *Gregory T. Absten, B.Sc., M.B.A., C.L.R.T., David J. Goldberg, M.D., J.D., Gerald N. Goldberg, M.D., Patricia A. Owens, R.N., M.H.A., C.M.L.S.O., E. Victor Ross, M.D., Emil A. Tanghetti, M.D.*

### **ACCME Accreditation Statement**

The American Society for Laser Medicine and Surgery, Inc. is accredited by the Accreditation Council for Continuing Medical Education to provide continuing medical education for physicians.

### **Continuing Medical Education Credit**

The American Society for Laser Medicine and Surgery, Inc. designates this live activity for a maximum of 13.0 *AMA PRA Category 1 Credit(s)*<sup>™</sup>. Physicians should claim only the credit commensurate with the extent of their participation in the activity.

### **Continuing Education Credit**

This offering by the ASLMS, in conjunction with Professional Medical Education Association is accredited for a maximum of 15.6 contact hours. Professional Medical Education Association is approved by the California Board of Registered Nursing, Provider # CEP 12386. Note: Most State Boards of Nursing accept another State Board's approval for granting credits. Check with the Board of Nursing in your state for clarification. Certificates of Attendance will be provided. ***You will receive a statement of CE contact hours after the Annual Conference.***

### **Optional Knowledge Based Exam**

\*Knowledge Based Exam included in registration fee. Exam not offered in person. Participants will have 90 days after the course to take the exam online. Individuals who score a minimum of 80% will receive a statement from ASLMS acknowledging their comprehension of the information provided in the course.

### **Educational Needs**

This course is designed to introduce and enhance the participant's understanding of the field of laser and other light-based technologies and their application in health care.

### **Participants**

This course is intended for physicians and other clinicians, scientists, researchers, and laser and related technology industry personnel who are considering entering or who have minimal background and experience in the field of laser and other light-based technology and their application in health care.

### **Background Requirements**

Minimal background and experience in the field of laser and other light-based technology and their application in health care.



## **Fundamentals of Lasers in Health Care (continued) – North 224 A&B**

**Director:** *J. Stuart Nelson, M.D., Ph.D.*

### **Instructional Content and/or Expected Learning Outcomes**

1. Understand the biophysics pertinent to the application of lasers and other light-based energy devices and related technology, and will be prepared to apply this same understanding related to the provision of patient care.
2. Understand the working parts of a laser and other light-based devices.
3. Understand the interaction and implications of using lasers and other light-based devices and related technologies on human tissues and be capable of using this knowledge in the provision of patient care.
4. Be familiar with a broad array of lasers and light-based devices used in the provision of health care procedures and be capable of determining which laser and/or light-based technology is most appropriately used for particular clinical procedures.
5. Be introduced to the interactions of lasers and other light emitting devices and popular non device skin interventions (i.e., muscle relaxers and fillers, etc).
6. Understand the legal issues associated with the use of lasers and related technology in patient care, and will be capable of using this knowledge to avoid any legal ramifications for themselves, their organization, and the patients for which they care.
7. Understand the safety risks to providers and patients associated with the use of lasers and related technology, and understand and be capable of using this knowledge to practice the safety necessary to provide a safe environment for all providers and patients.
8. Be capable of practicing good patient selection and properly preparing patients for treatment with light-based devices.
9. Have sufficient exposure to a cross-section of clinical applications such that they are capable of using this knowledge to discern the clinical applications for which they may or may not choose to develop specific laser application skills.

### **WEDNESDAY APRIL 2, 2014** – Session Moderator: *J. Stuart Nelson*

9 – 9:04 am	Introduction/Pre-Test
9:05 – 10:14 am	Unit I – Biophysics Principles – <i>J. Stuart Nelson</i>
10:15 – 10:29 am	Break
10:30 – 11:44 am	Unit II – Tissue Interaction - <i>J. Stuart Nelson</i>
11:45 am – 12:44 pm	Lunch on Your Own
12:45 – 1:59 pm	Unit III – Lasers and Other Light Energy Devices – <i>Gregory T. Absten</i>
2 – 2:14 pm	Break
2:15 – 3:14 pm	Unit IV – Laser Safety – <i>Gregory T. Absten</i>
3:15 – 4:14 pm	Unit V – National and International Influence on Your Practice – <i>Patricia A. Owens</i>
4:15 – 4:30 pm	Q&A/Post-Test

## **Fundamentals of Lasers in Health Care (continued) – North 224 A&B**

**Director:** *J. Stuart Nelson, M.D., Ph.D.*

**THURSDAY, APRIL 3, 2014** - Session Moderator: *Gerald N. Goldberg*

8 – 8:04 am	Introduction/Pre-Test
8:05 – 8:59 am	Unit VI – Tattoos, Pigmented Lesions, Melasma, Darker Skin Types – <i>E. Victor Ross</i>
9 – 9:59 am	Unit VII – Hair Removal – <i>David J. Goldberg</i>
10 – 10:44 am	Unit VIII – Fractional Ablative Skin Rejuvenation – <i>Gerald N. Goldberg</i>
10:45 – 10:59 am	Break
11 – 11:59 am	Unit IX – Fractional Non-Ablative Skin Rejuvenation – <i>E. Victor Ross</i>
12 – 1:29 pm	Lunch on Your Own or Attend Luncheon With the Experts (separate fee)
1:30 – 2:29 pm	Unit X – Vascular Lesions and Port Wine Stains – <i>Gerald N. Goldberg</i>
2:30 – 3:29 pm	Unit XI – Topic One: PDT / Topic Two: Light-Based Devices in Combination of Non-Device Skin Treatment Interventions – <i>Emil A. Tanghetti</i>
3:30 – 3:44 pm	Break
3:45 – 4:54 pm	Unit XII – Video End Points – <i>Gerald N. Goldberg, E. Victor Ross</i>
4:55 – 5 pm	Q&A / Post-Test / Adjourn

\*Knowledge Based Exam – Participants will have 90 days after the course to take the exam online.

# Nursing/Allied Health Course

Thursday, April 3, 2014

2014 Annual Conference  
Pre-Conference Courses: April 2-3, 2014  
Annual Conference: April 4-6, 2014  
Phoenix Convention Center  
Phoenix, Arizona

A separate registration fee must be paid in order to attend courses and luncheons. CE contact hours available.

## Nursing/Allied Health – Merging Lasers and Technology – North 225 A&B

7:30 am – 5 pm

**Directors:** Laurie C. Grizzard, R.N., B.S.N., Rebecca L. Sprague, R.N., N.P.-C.

**Faculty:** Patrick H. Bitter, Jr., M.D., Holly A. Bryan, B.S., C.C.R.C., Trudy Flemming, R.S.O., Chad M. Hivnor, M.D., John E. Hoopman, H. Ray Jalian, M.D., Suzanne L. Kilmer, M.D., Patricia A. Owens, R.N., M.H.A., C.M.L.S.O., E. Victor Ross, M.D., Penny J. Smalley, R.N., C.M.L.S.O.

**Abstract Presenters:** Holly Bryan, B.S., C.C.R.C., Katie Feehan, R.N., Laura McDermott, BIS, LE, MA, Patricia Roarty, R.N., Kim Ventura, R.N.

### Continuing Education Credit

This offering by the ASLMS, in conjunction with Professional Medical Education Association is accredited for 8.7 contact hours. Professional Medical Education Association is approved by the California Board of Registered Nursing, Provider # CEP 12386. Note: Most State Boards of Nursing accept another State Board's approval for granting credits. Check with the Board of Nursing in your state for clarification. Certificates of Attendance will be provided. **You will receive a statement of CE contact hours after the Annual Conference.**

### Educational Needs

The activity will offer a forum for discussion to explore the educational needs of the attendees during roundtable discussions with experienced providers and educators.

### Participants

The participants are nurses and allied health professionals seeking information and education necessary to be safe and effective in the roles they play in the delivery of laser treatment.

### Background Requirements

The nursing and allied health professionals attending the course should have a basic knowledge of laser function, science, applications, and safety.

### Instructional Content and/or Expected Learning Outcomes

At the conclusion of this activity, participants will: 1) be aware of the importance of laser safety and implement safe practices and understand how to utilize ANSI standards; 2) increase knowledge base of lasers, light sources, and other devices that use various types of energy to treat a variety of skin conditions; 3) understand basic principles behind laser tissue interaction and apply principles to laser, various light sources and energy devices used when delivering treatments; 4) summarize strengths and differences in new emerging non-laser devices; 5) become familiar with the different types of scars; learn the latest advancements in scar treatments utilizing various laser and non-laser devices; 6) understand results of recent research using phototherapy in the aging process and how to better utilize IPL/BBL to treat a variety of skin issues; 7) learn advancements in fat reduction using various devices and how they compare to traditional liposuction; 8) be made aware of the most recent controversies in laser and energy devices, and 9) become familiar with basic legal terminology, the legal process; how to avoid malpractice suits by understanding mistakes commonly made and updates on regulations for non-physician providers in various states.

7:30 – 7:39 am Welcome, Handouts, General Business – Laurie C. Grizzard, Rebecca L. Sprague

7:40 – 8:14 am Laser Program Management: Keys to Compliance – Penny J. Smalley

8:15 – 8:19 am Q&A

8:20 – 9:04 am Laser Devices – Patricia A. Owens

9:05 – 9:09 am Q&A

### NURSING/ALLIED HEALTH EXCELLENCE AWARD RECIPIENT

9:10 – 9:25 am **THE ESSENCE OF EXCELLENCE – “SAFETY EDUCATION”**  
Patricia A. Owens, AestheticMed Consulting International, LaQuinta, CA

# Nursing/Allied Health Course

Thursday, April 3, 2014

2014 Annual Conference  
Pre-Conference Courses: April 2-3, 2014  
Annual Conference: April 4-6, 2014  
Phoenix Convention Center  
Phoenix, Arizona

## Nursing/Allied Health – Merging Lasers and Technology (continued) – North 225 A&B 7:30 am – 5 pm

**Directors:** Laurie C. Grizzard, R.N., B.S.N., Rebecca L. Sprague, R.N., N.P.-C.

- 9:26 – 9:40 am Break and Networking
- 9:41 – 10:10 am Laser Tissue Interaction – *John E. Hoopman*
- 10:11 – 10:15 am Q&A
- 10:16 – 10:36 am Advances in Cryolipolysis – *Suzanne L. Kilmer*
- 10:37 – 10:55 am Q&A

### Abstracts

- 10:56 – 11:06 am #131 - Skin Rejuvenation: Optimizing Clinical Results Through Combination Treatments – *Holly Bryan*

### BEST CLINICAL NURSING/ALLIED HEALTH AWARD RECIPIENT

- 11:07 – 11:17 am #132 - Combination Therapy: Mechanical Resurfacing With Adiposed-Derived Stem Cell Infusion  
*Laura McDermott*
- 11:18 – 11:28 am #133 - Clinical Pearls in the Laser Practice – *Patricia Roarty*
- 11:29 – 11:39 am #134 - Update on New Technologies in the Clinical Laser Practice – *Katie Feehan*
- 11:40 – 11:50 am #135 - Perioperative Protocol for Laser Therapy – *Kim Ventura*
- 11:51 – 11:59 am Abstract Panel Discussion
- 12:00 – 1:29 pm Lunch on Your Own or Attend Luncheon With Experts – separate fee
- 1:30 – 1:34 pm Introduction of Topics – *Laurie C. Grizzard, Rebecca L. Sprague*
- 1:35 – 2:14 pm Creating Beautiful Skin with IPL/BBL Photofacials – *Patrick H. Bitter, Jr.*
- 2:15 – 2:19 pm Q&A
- 2:20 – 2:50 pm Advances in Scar Wars – *Chad Hivnor*
- 2:51 – 2:55 pm Q&A
- 2:56 – 3:24 pm Controversies in Laser and Energy Devices – *E. Victor Ross*
- 3:25 – 3:29 pm Q&A
- 3:30 – 3:44 pm Break
- 3:45 – 4:14 pm Legal – *H. Ray Jalian*
- 4:15 – 4:19 pm Q&A
- 4:20 – 4:44 pm “Ask Anything” Open Panel with Holly A. Bryan, Trudy Flemming, John E. Hoopman, Patricia A. Owens, Rebecca L. Sprague
- 4:45 – 5:00 pm Nursing/Allied Health Business Meeting



# Clinical Application Course (Intermediate/Advanced) Thursday, April 3, 2014

2014 Annual Conference  
Pre-Conference Courses: April 2-3, 2014  
Annual Conference: April 4-6, 2014  
Phoenix Convention Center  
Phoenix, Arizona

A separate registration fee must be paid in order to attend courses. CME credits and CE contact hours available.

## Expert Treatment Approaches – North 222 A&B

8 am – 12 pm

**Directors:** *Kenneth A. Arndt, M.D., Brian D. Zelickson, M.D.*

**Faculty:** *Mathew M. Avram, M.D., J.D., Jeremy A. Brauer, M.D., Arielle N.B. Kauvar, M.D., Andrew C. Krakowski, M.D., Jennifer L. MacGregor, M.D., Laurel M. Morton, M.D., Girish S. Munavalli, M.D., M.H.S., David M. Ozog, M.D., Jason K. Rivers, M.D., F.R.C.P.C., F.A.A.D., Deanne Mraz Robinson, M.D., Nazanin A. Saedi, M.D., Fernanda H. Sakamoto, M.D., Ph.D., Peter R. Shumaker, M.D.*

### **ACCME Accreditation Statement**

The American Society for Laser Medicine and Surgery, Inc. is accredited by the Accreditation Council for Continuing Medical Education to provide continuing medical education for physicians.

### **Continuing Medical Education Credit**

The American Society for Laser Medicine and Surgery, Inc. designates this live activity for a maximum of 3.75 AMA PRA Category 1 Credit(s)<sup>™</sup>. Physicians should claim only the credit commensurate with the extent of their participation in the activity.

### **Continuing Education Credit**

This offering by the ASLMS, in conjunction with Professional Medical Education Association is accredited for 4.5 contact hours. Professional Medical Education Association is approved by the California Board of Registered Nursing, Provider # CEP 12386. Note: Most State Boards of Nursing accept another State Board's approval for granting credits. Check with the Board of Nursing in your state for clarification. Certificates of Attendance will be provided. **You will receive a statement of CE contact hours after the Annual Conference.**

### **Educational Needs**

Laser and energy-based surgery is a rapidly changing field with many new devices coming out every year. Aside from this, there is a very specific art in how and when to use these devices. While most training programs offer hands-on experience with a variety of devices, the objective of this activity is to have leading experts give their results in using specific techniques and protocols treating the most difficult conditions.

### **Participants**

This activity is designed for physicians, nurses, nurse practitioners and others who have experience in treating patients with laser and energy-based devices.

### **Background Requirements**

Attendees should have a strong working knowledge of lasers and energy-based devices.

### **Instructional Content and/or Expected Learning Outcomes**

It is expected that participants in this activity will identify gaps in their knowledge, competence or performance in treating specific conditions such as scars, onychomycosis, melasma, hyperhidrosis, cellulite and pigmented lesions and using lasers and/or energy-based devices in unique ways, such as the use of fractional lasers for drug delivery and enhancing PDT with fractional lasers.

- |                |  |
|----------------|--|
| 8 – 8:09 am    | Introduction and Pre-Test – <i>Kenneth A. Arndt, Brian D. Zelickson</i>                      |
| 8:10 – 8:19 am | Can Lasers Successfully Treat Onychomycosis? – <i>Jason K. Rivers</i>                        |
| 8:20 – 8:29 am | Response of Fungal Infection of the Nails to Laser Irradiation – <i>Deanne Mraz Robinson</i> |
| 8:30 – 8:39 am | Turbo PDT Using Ablative Lasers – <i>Fernanda H. Sakamoto</i>                                |
| 8:40 – 8:57 am | Q&A/Discussion   |

# Clinical Application Course

(Intermediate/Advanced)

Thursday, April 3, 2014

2014 Annual Conference  
Pre-Conference Courses: April 2-3, 2014  
Annual Conference: April 4-6, 2014  
Phoenix Convention Center  
Phoenix, Arizona

## Expert Treatment Approaches (continued) – North 222 A&B

8 am – 12 pm

**Directors:** *Kenneth A. Arndt, M.D., Brian D. Zelickson, M.D.*

8:58 – 9:07 am	Laser Drug Delivery – <i>Jeremy A. Brauer</i>
9:08 – 9:17 am	Emerging Laser Treatment of Tattoos and Other Pigmented Lesions – <i>Nazanin A. Saedi</i>
9:18 – 9:27 am	Treatment of Melasma and Related Disorders – <i>Arielle N.B. Kauvar</i>
9:28 – 9:37 am	Optimizing Non-Invasive Body Contouring – <i>Jennifer L. MacGregor</i>
9:38 – 9:55 am	Q&A/Discussion
9:56 – 10:13 am	Break
10:14 – 10:23 am	The Changing Face of the Treatment of Scarring – Effects of the CO <sub>2</sub> Laser – <i>David M. Ozog</i>
10:24 – 10:33 am	Laser Treatment of Traumatic, Surgical or Burn Scarring with Lasers: Expertise with Wounded Warriors – <i>Peter R. Shumaker</i>
10:34 – 10:43 am	Treatment of Scars in Children – <i>Andrew C. Krakowski</i>
10:44 – 11:01 am	Q&A/Discussion
11:02 – 11:11 am	Treatment of Purpura with Energy Devices – <i>Laurel M. Morton</i>
11:12 – 11:21 am	Lights and Lasers for Acne – What Works and What's Next? – <i>Girish S. Munavalli</i>
11:22 – 11:31 am	Can Cellulite Really be Improved with Energy Devices? – <i>Mathew M. Avram</i>
11:32 – 11:49 am	Q&A/Discussion
11:50 am – 12 pm	Conclusion and Post-Test - <i>Kenneth A. Arndt, Brian D. Zelickson</i>

# Clinical Application Course

(Intermediate/Advanced)

Thursday, April 3, 2014

2014 Annual Conference  
Pre-Conference Courses: April 2-3, 2014  
Annual Conference: April 4-6, 2014  
Phoenix Convention Center  
Phoenix, Arizona

A separate registration fee must be paid in order to attend courses. CME credits and CE contact hours available.

## Resurfacing, Rejuvenation and Recontouring – North 229 A&B

8 am – 12 pm

**Directors:** Roy G. Geronemus, M.D., Christopher B. Zachary, M.B.B.S., F.R.C.P.

**Faculty:** Lawrence S. Bass, M.D., F.A.C.S., Robert Anolik, M.D., Lori A. Brightman, M.D., Shlomit Halachmi, M.D., Ph.D., Jason K. Rivers, M.D., F.R.C.P.C., F.A.A.D., Thomas E. Rohrer, M.D.

### ACCME Accreditation Statement

The American Society for Laser Medicine and Surgery, Inc. is accredited by the Accreditation Council for Continuing Medical Education to provide continuing medical education for physicians.

### Continuing Medical Education Credit

The American Society for Laser Medicine and Surgery, Inc. designates this live activity for a maximum of 3.75 AMA PRA Category 1 Credit(s)<sup>™</sup>. Physicians should claim only the credit commensurate with the extent of their participation in the activity.

### Continuing Education Credit

This offering by the ASLMS, in conjunction with Professional Medical Education Association is accredited for 4.5 contact hours. Professional Medical Education Association is approved by the California Board of Registered Nursing, Provider # CEP 12386. Note: Most State Boards of Nursing accept another State Board's approval for granting credits. Check with the Board of Nursing in your state for clarification. Certificates of Attendance will be provided. **You will receive a statement of CE contact hours after the Annual Conference.**

### Educational Needs

The objectives of this activity will be to present real and objective data on the devices and optimal techniques available for facial rejuvenation and body contouring.

### Participants

This activity is aimed at physicians who wish to enhance their understanding of best practice methods in rejuvenation and body contouring.

### Background Requirements

The prospective participant should ideally have a working understanding of the types of devices used in skin rejuvenation and non-invasive fat reduction. While this is not necessarily aimed at the novice, the material included will be very useful in providing a framework concerning optimal devices and will be enhanced by at least 25% of the time being devoted to an interactive discussion on each topic.

### Instructional Content and/or Expected Learning Outcomes

It is expected that participants in this activity will be able to integrate this information into their knowledge base and improve competence and patient outcomes. The format of this activity will allow participants to ask specific questions, which could be answered in an open discussion format or privately after the session has been completed if preferred.

8 – 8:04 am	Introduction and Pre-Test – Roy G. Geronemus, Christopher B. Zachary
8:05 – 8:27 am	Non-Ablative Fractional Resurfacing – Roy G. Geronemus
8:28 – 8:50 am	Ablative Fractional Resurfacing – Christopher B. Zachary
8:51 – 9:13 am	Non-Surgical Face and Neck Lifting with Ultrasound – Robert Anolik
9:14 – 9:36 am	Non-Surgical Face and Neck Lifting – Jason K. Rivers

# Clinical Application Course (Intermediate/Advanced) Thursday, April 3, 2014

2014 Annual Conference  
Pre-Conference Courses: April 2-3, 2014  
Annual Conference: April 4-6, 2014  
Phoenix Convention Center  
Phoenix, Arizona

**Resurfacing, Rejuvenation and Recontouring (continued) – North 229 A&B**

**8 am – 12 pm**

**Directors:** *Roy G. Geronemus, M.D., Christopher B. Zachary, M.B.B.S., F.R.C.P.*

9:37 – 9:59 am	Q&A
10 – 10:15 am	Break
10:16 – 10:32 am	Home Devices – Do They Work and Will This Mean the End of Office-Based Technology Procedures? – <i>Thomas E. Rohrer</i>
10:33 – 10:49 am	Non-Invasive Body Contouring – My Approach – <i>Lori A. Brightman</i>
10:50 – 11:06 am	Non-Invasive Body Contouring – My Approach – <i>Shlomit Halachmi</i>
11:07 – 11:23 am	Do We Still Need Surgery for Rejuvenation and Contouring – <i>Lawrence S. Bass</i>
11:24 – 11:49 am	Q&A
11:50 am – 12 pm	Conclusion and Post-Test – <i>Roy G. Geronemus, Christopher B. Zachary</i>



The ASLMS is pleased to offer the following Luncheon with the Expert Session for the 2014 ASLMS Annual Conference. Lunch will be served. CME credits and contact hours available.

### How to Purchase Your First or Next Laser – North 121A

12:15 – 1:15 pm

**Directors:** *George J. Hruza, M.D., M.B.A., Nazanin A. Saedi, M.D.*

#### **ACCME Accreditation Statement**

The American Society for Laser Medicine and Surgery, Inc. is accredited by the Accreditation Council for Continuing Medical Education to provide continuing medical education for physicians.

#### **Continuing Medical Education Credit**

The American Society for Laser Medicine and Surgery, Inc. designates this live activity for a maximum of 1 *AMA PRA Category 1 Credit(s)*<sup>™</sup>. Physicians should claim only the credit commensurate with the extent of their participation in the activity.

#### **Continuing Education Credit**

This offering by the ASLMS, in conjunction with Professional Medical Education Association is accredited for 1.2 contact hours. Professional Medical Education Association is approved by the California Board of Registered Nursing, Provider # CEP 12386. Note: Most State Boards of Nursing accept another State Board's approval for granting credits. Check with the Board of Nursing in your state for clarification. Certificates of Attendance will be provided. ***You will receive a statement of CE contact hours after the Annual Conference.***

#### **Educational Needs**

Careful consideration is needed when selecting a new device, including understanding the needs of the intended population, nearby competition, marketing opportunities, available funds, and tax implications.

#### **Participants**

Clinicians who are interested in starting or expanding their laser practice, and clinicians who are interested in making their laser and energy-based device practice successful.

#### **Background Requirements**

There are no specific prerequisites for attending this activity.

#### **Instructional Content and/or Expected Learning Outcomes**

The attendees will learn how to assess their market, select an appropriate device, select the right vendor, negotiate a fair price, and purchase the device in a tax-efficient manner. Incorporating these methods in the participant's practices will enhance cost-effective patient care and increase patient satisfaction.

The ASLMS is pleased to offer the following Luncheon with the Expert Session for the 2014 ASLMS Annual Conference. Lunch will be served. CME credits and contact hours available.

### **Non-Invasive Skin Tightening and Fat Removal – North 123**

**12:15 – 1:15 pm**

**Directors:** *Barry E. DiBernardo, M.D., Deanne Mraz Robinson, M.D.*

#### **ACCME Accreditation Statement**

The American Society for Laser Medicine and Surgery, Inc. is accredited by the Accreditation Council for Continuing Medical Education to provide continuing medical education for physicians.

#### **Continuing Medical Education Credit**

The American Society for Laser Medicine and Surgery, Inc. designates this live activity for a maximum of 1 *AMA PRA Category 1 Credit(s)*<sup>™</sup>. Physicians should claim only the credit commensurate with the extent of their participation in the activity.

#### **Continuing Education Credit**

This offering by the ASLMS, in conjunction with Professional Medical Education Association is accredited for 1.2 contact hours. Professional Medical Education Association is approved by the California Board of Registered Nursing, Provider # CEP 12386. Note: Most State Boards of Nursing accept another State Board's approval for granting credits. Check with the Board of Nursing in your state for clarification. Certificates of Attendance will be provided. ***You will receive a statement of CE contact hours after the Annual Conference.***

#### **Educational Needs**

There are a wide range of technologies available for fat removal with varying efficacy and safety. This luncheon will clarify these treatment options.

#### **Participants**

This activity is intended for practitioners who are interested in technology for fat removal.

#### **Background Requirements**

There are no background requirements for participants.

#### **Instructional Content and/or Expected Learning Outcomes**

It is expected that participants will be able to review the options available for non-invasive fat removal procedures, critically evaluate the evidence regarding safety and efficacy of non-invasive fat removal procedures and explore the future options for non-invasive fat removal. Best practices will be discussed.

The ASLMS is pleased to offer the following Luncheon with the Expert Session for the 2014 ASLMS Annual Conference. Lunch will be served. CME credits and contact hours available.

### **Our Favorite Laser Pearls – North 124A**

**12:15 – 1:15 pm**

**Directors:** *Kenneth A. Arndt, M.D., Jeffrey S. Dover, M.D., Arielle N.B. Kauvar, M.D.*

#### **ACCME Accreditation Statement**

The American Society for Laser Medicine and Surgery, Inc. is accredited by the Accreditation Council for Continuing Medical Education to provide continuing medical education for physicians.

#### **Continuing Medical Education Credit**

The American Society for Laser Medicine and Surgery, Inc. designates this live activity for a maximum of 1 *AMA PRA Category 1 Credit(s)*<sup>™</sup>. Physicians should claim only the credit commensurate with the extent of their participation in the activity.

#### **Continuing Education Credit**

This offering by the ASLMS, in conjunction with Professional Medical Education Association is accredited for 1.2 contact hours. Professional Medical Education Association is approved by the California Board of Registered Nursing, Provider # CEP 12386. Note: Most State Boards of Nursing accept another State Board's approval for granting credits. Check with the Board of Nursing in your state for clarification. Certificates of Attendance will be provided. ***You will receive a statement of CE contact hours after the Annual Conference.***

#### **Educational Needs**

This activity will provide participants with knowledge of how to optimize patient outcomes by selecting the most appropriate device or technique for a given indication, refining treatment parameters and using appropriate pre and post-operative skin care.

#### **Participants**

This activity is designed for experienced dermatologists and plastic surgeons using lasers for cutaneous applications and who are seeking to optimize their therapeutic results.

#### **Background Requirements**

Participants should be familiar with the use of lasers for cutaneous applications.

#### **Instructional Content and/or Expected Learning Outcomes**

At the conclusion of this activity, participants will have a better understanding of how to improve their results and minimize their complications in laser treatment of vascular and pigmented lesions, laser resurfacing and photodynamic therapy.

The ASLMS is pleased to offer the following Luncheon with the Expert Session for the 2014 ASLMS Annual Conference. Lunch will be served. CME credits and contact hours available.

### **Difficult Cases and Complications – North 121C**

**12:15 – 1:15 pm**

**Directors:** *Melissa A. Bogle, M.D., David J. Goldberg, M.D., J.D.*

#### **ACCME Accreditation Statement**

The American Society for Laser Medicine and Surgery, Inc. is accredited by the Accreditation Council for Continuing Medical Education to provide continuing medical education for physicians.

#### **Continuing Medical Education Credit**

The American Society for Laser Medicine and Surgery, Inc. designates this live activity for a maximum of 1 *AMA PRA Category 1 Credit(s)*<sup>™</sup>. Physicians should claim only the credit commensurate with the extent of their participation in the activity.

#### **Continuing Education Credit**

This offering by the ASLMS, in conjunction with Professional Medical Education Association is accredited for 1.2 contact hours. Professional Medical Education Association is approved by the California Board of Registered Nursing, Provider # CEP 12386. Note: Most State Boards of Nursing accept another State Board's approval for granting credits. Check with the Board of Nursing in your state for clarification. Certificates of Attendance will be provided. ***You will receive a statement of CE contact hours after the Annual Conference.***

#### **Educational Needs**

Attendees will learn how to manage common complications of laser and light-based treatments.

#### **Participants**

This activity is geared toward mid to advanced level providers.

#### **Background Requirements**

Participants should have provided laser and light-based treatments for at least one year.

#### **Instructional Content and/or Expected Learning Outcomes**

At the conclusion of this activity, attendees should be able to: 1) understand the most common side effects and complications seen with frequently used laser and light sources in cutaneous surgery; 2) learn how to manage common complications of laser and light-based treatments, and 3) understand the best means to prevent complications from arising from laser and light-based surgery.

The ASLMS is pleased to offer the following Luncheon with the Expert Session for the 2014 ASLMS Annual Conference. Lunch will be served. CME credits and contact hours available.

### Fractional Resurfacing – North 121B

12:15 – 1:15 pm

**Directors:** A. Jay Burns, M.D., Suzanne L. Kilmer, M.D.

#### **ACCME Accreditation Statement**

The American Society for Laser Medicine and Surgery, Inc. is accredited by the Accreditation Council for Continuing Medical Education to provide continuing medical education for physicians.

#### **Continuing Medical Education Credit**

The American Society for Laser Medicine and Surgery, Inc. designates this live activity for a maximum of 1 *AMA PRA Category 1 Credit(s)*<sup>™</sup>. Physicians should claim only the credit commensurate with the extent of their participation in the activity.

#### **Continuing Education Credit**

This offering by the ASLMS, in conjunction with Professional Medical Education Association is accredited for 1.2 contact hours. Professional Medical Education Association is approved by the California Board of Registered Nursing, Provider # CEP 12386. Note: Most State Boards of Nursing accept another State Board's approval for granting credits. Check with the Board of Nursing in your state for clarification. Certificates of Attendance will be provided. ***You will receive a statement of CE contact hours after the Annual Conference.***

#### **Educational Needs**

This activity addresses the educational needs of physicians who are treating patients with fractional technology. Fractional CO<sub>2</sub>, non-ablative fractional and fractional erbium ablative will be discussed. The need to understand more advanced techniques will be the focus of this activity with a heavy emphasis on clinical applications and treatment techniques and tips.

#### **Designated Participants**

The ideal participant has some experience with fractional resurfacing; however, physicians with moderate laser experience would be welcome as they explore the possible indications and contraindications of fractional resurfacing.

#### **Background Requirements**

There are no specific background requirements. This activity is open to anyone interested in fractional resurfacing, despite their experience. However, they should note that the focus is on a more moderate to advanced conversation.

#### **Expected Learning Outcomes**

The content will include ablative fractional resurfacing with the erbium and CO<sub>2</sub> lasers, as well as non-ablative fractional resurfacing with non-ablative wavelengths and helium laser. Standard and advanced techniques for various entities including cosmetic indications, scars, and various dermatologic conditions will be discussed. Please note that there are other activities that deal with fractional resurfacing specifically for the treatment of scars in a very advanced manner, and this activity discusses scar treatment in a more global focus. A heavy emphasis on clinical training with tips and tricks and specific energy settings will be discussed.



The ASLMS is pleased to offer the following Luncheon with the Expert Session for the 2014 ASLMS Annual Conference. Lunch will be served. CME credits and contact hours available.

### Scar Wars – North 122B

12:15 – 1:15 pm

**Directors:** *Nathan S. Uebelhoer, D.O., David M. Ozog, M.D., E. Victor Ross, M.D.*

#### **ACCME Accreditation Statement**

The American Society for Laser Medicine and Surgery, Inc. is accredited by the Accreditation Council for Continuing Medical Education to provide continuing medical education for physicians.

#### **Continuing Medical Education Credit**

The American Society for Laser Medicine and Surgery, Inc. designates this live activity for a maximum of 1 *AMA PRA Category 1 Credit(s)*<sup>™</sup>. Physicians should claim only the credit commensurate with the extent of their participation in the activity.

#### **Continuing Education Credit**

This offering by the ASLMS, in conjunction with Professional Medical Education Association is accredited for 1.2 contact hours. Professional Medical Education Association is approved by the California Board of Registered Nursing, Provider # CEP 12386. Note: Most State Boards of Nursing accept another State Board's approval for granting credits. Check with the Board of Nursing in your state for clarification. Certificates of Attendance will be provided. ***You will receive a statement of CE contact hours after the Annual Conference.***

#### **Educational Needs**

Scars of all types have been traditionally difficult to change. Timing of treatment as well as treatment modalities have evolved over the past decade so that we can now expect significant improvement in scars using various lasers and medications. We will be discussing those various treatment approaches as well as the timing of the treatments.

#### **Participants**

This activity is indicated for dermatologists, plastic surgeons, and other physicians and persons who have an interest in treating scars or learning about treatment options.

#### **Background Requirements**

Participants need to have a working knowledge of laser/tissue interactions and clinical laser use. This would be considered advanced, not an introductory activity.

#### **Instructional Content and/or Expected Learning Outcomes**

At the conclusion of this activity, attendees will be able to explain the key characteristics that differentiate various types of scars and how to approach their management; describe why understanding these differences are important relative to which modality you may choose to use in their management; explain and comply with the current guidance from the expert faculty regarding appropriate use of and application of various laser treatments of scars; articulate the roles and responsibilities for the laser surgeon in the rehabilitation of burn and restrictive traumatic scars, and understand why specific fractional laser technologies are now a critical component for the overall rehabilitation of all scars, especially burn and other restrictive scar processes.

# Clinical Application Course

(Intermediate/Advanced)

Thursday, April 3, 2014

2014 Annual Conference  
Pre-Conference Courses: April 2-3, 2014  
Annual Conference: April 4-6, 2014  
Phoenix Convention Center  
Phoenix, Arizona

A separate registration fee must be paid in order to attend courses. CME credits and CE contact hours available.

## Hair and Pigment Removal and Vascular Lesions Treatments – North 229 A&B 1:30 – 5:30 pm

**Directors:** *Christine C. Dierickx, M.D., Arielle N.B. Kauvar, M.D.*

**Faculty:** *R. Rox Anderson, M.D., Kenneth A. Arndt, M.D., Mathew M. Avram, M.D., J.D., Paul M. Friedman, M.D., Mitchel P. Goldman, M.D., Kristen M. Kelly, M.D., Suzanne L. Kilmer, M.D., E. Victor Ross, M.D., Brian D. Zelickson, M.D.*

### **ACCME Accreditation Statement**

The American Society for Laser Medicine and Surgery, Inc. is accredited by the Accreditation Council for Continuing Medical Education to provide continuing medical education for physicians.

### **Continuing Medical Education Credit**

The American Society for Laser Medicine and Surgery, Inc. designates this live activity for a maximum of 3.75 AMA PRA Category 1 Credit(s)<sup>™</sup>. Physicians should claim only the credit commensurate with the extent of their participation in the activity.

### **Continuing Education Credit**

This offering by the ASLMS, in conjunction with Professional Medical Education Association is accredited for 4.5 contact hours. Professional Medical Education Association is approved by the California Board of Registered Nursing, Provider # CEP 12386. Note: Most State Boards of Nursing accept another State Board's approval for granting credits. Check with the Board of Nursing in your state for clarification. Certificates of Attendance will be provided. **You will receive a statement of CE contact hours after the Annual Conference.**

### **Educational Needs**

This activity is designed to provide participants with the most up-to-date knowledge about established and evolving technologies for the treatment of hair, pigmented and vascular lesions. Through didactic lectures and discussions, attendees will learn how to optimize daily patient care.

### **Participants**

This activity is designed for physicians, allied health personnel and industry members who are interested in laser treatment of hair, pigmented and vascular lesions.

### **Background Requirements**

Attendees should have a basic knowledge of laser physics, tissue interaction and the practical use of lasers for pigment, hair and vascular lesions. This activity is designed for attendees with all levels of clinical experience.

### **Instructional Content/Expected Learning Objectives**

Attendees will achieve a greater understanding of the principles behind laser and energy devices, and learn about the most recent studies, techniques and treatment guidelines. Participants will be able to identify gaps in their understanding and performance based on the presentations. They will use this knowledge to close those gaps, reduce complications and improve clinical outcomes.

1:30 – 1:34 pm	Introduction and Pre-Test - <i>Christine C. Dierickx, Arielle N.B. Kauvar</i>
1:35 – 1:49 pm	Laser Physics and Tissue Interaction – <i>E. Victor Ross</i>
1:50 – 2:09 pm	Laser and Light Treatment of Pigmented Lesions – <i>Paul M. Friedman</i>
2:10 – 2:24 pm	Laser Treatment of Tattoos – <i>Kenneth A. Arndt</i>
2:25 – 2:39 pm	Laser and Light Treatment of Hair – <i>Suzanne L. Kilmer</i>
2:40 – 3:14 pm	Discussion

# Clinical Application Course (Intermediate/Advanced) Thursday, April 3, 2014

2014 Annual Conference  
Pre-Conference Courses: April 2-3, 2014  
Annual Conference: April 4-6, 2014  
Phoenix Convention Center  
Phoenix, Arizona

## Hair and Pigment Removal and Vascular Lesions Treatments (continued) North 229 A&B

**1:30 – 5:30 pm**

**Directors:** *Christine C. Dierickx, M.D., Arielle N.B. Kauvar, M.D.*

3:15 – 3:29 pm	Break
3:30 – 3:49 pm	Laser and Light Treatment of Congenital Vascular Lesions – <i>Kristen M. Kelly</i>
3:50 – 4:09 pm	Laser and Light Treatment of Acquired Vascular Lesions – <i>Brian D. Zelickson</i>
4:10 – 4:24 pm	Discussion
4:25 – 4:39 pm	Laser and Light Treatment of Leg Veins – <i>Mitchel P. Goldman</i>
4:40 – 4:54 pm	Complications of Laser and Light Treatment of Vascular and Pigmented Lesions – <i>Mathew M. Avram</i>
4:55 – 5:09 pm	New Research in the Treatment of Vascular and Pigmented Lesions – <i>R. Rox Anderson</i>
5:10 – 5:25 pm	Discussion
5:26 – 5:30 pm	Conclusion and Post-Test – <i>Christine C. Dierickx, Arielle N.B. Kauvar, M.D.</i>

# Tech Connect Non-CME Session

## Thursday, April 3, 2014

2014 Annual Conference  
Pre-Conference Courses: April 2-3, 2014  
Annual Conference: April 4-6, 2014  
Phoenix Convention Center  
Phoenix, Arizona

A separate registration fee must be paid in order to attend.

### **Straight Talk Session Where Physicians Will Discuss Brand Names!**

This three hour session facilitated by Drs. Thomas Rohrer and E. Victor Ross will feature a group of experts each discussing their personal procedural and device preference, what works and how/why devices/techniques are used. An Audience Response System for the first 300 attendees will be utilized to increase audience participation and allow direct and immediate feedback.

#### **Tech Connect Non-CME Session – North Hall C**

**6 – 9 pm**

**Directors:** *Thomas E. Rohrer, M.D., E. Victor Ross, M.D.*

**Faculty:** *Mathew M. Avram, M.D., J.D., Eric F. Bernstein, M.D., M.S.E., A. Jay Burns, M.D., Barry E. DiBernardo, M.D., Jeffrey S. Dover, M.D., FRCPC, Roy G. Geronemus, M.D., Jeremy B. Green, M.D., Kristen M. Kelly, M.D., Suzanne L. Kilmer, M.D., David M. Ozog, M.D., Melanie B. Palm, M.D., Deborah S. Sarnoff, M.D., Elizabeth L. Tanzi, M.D., Mark B. Taylor, M.D., Nathan S. Uebelhoer, D.O., Robert A. Weiss, M.D., Christopher B. Zachary, M.B.B.S., F.R.C.P.*

#### **Targeted Learning Audience:**

- Novice practitioners just introducing or having minimal experience using light energy, radiofrequency, ultrasound and/or cryolipolysis devices and/or more experienced practitioners who are interested in expanding their practice to new applications using alternative devices.
- Experienced (expert) practitioners interested in the comparison and contrasting of devices and procedural approaches used by other experts.

#### **Background Requirements:**

No specific background requirements.

#### **Learning Objectives:**

As a result of expert panel members sharing their perspectives regarding specific technologies and procedural approaches, participants will:

- Be introduced to a broad spectrum of devices that can be considered for use in clinical practice.
- Be introduced to the use of specific devices for specific clinical procedures.
- Be provided a comparison and contrasting of specific devices for specific procedures. Participants will understand the benefits and disadvantages of using specific devices for specific procedures.
- Be better prepared to determine which device(s) to purchase for use in their clinical practice.
- Understand the limitations of devices which they currently use in their practice.
- Be better able to interpret and understand information provided by companies which vend devices and services.
- Compare and contrast features/benefits of technology so participants better understand the nuances of systems and how this plays out in clinical practice.

# Tech Connect Non-CME Session

Thursday, April 3, 2014

2014 Annual Conference  
Pre-Conference Courses: April 2-3, 2014  
Annual Conference: April 4-6, 2014  
Phoenix Convention Center  
Phoenix, Arizona

## Tech Connect Non-CME Session (continued) – North Hall C

6 – 9 pm

6:00 – 6:04 pm Welcome and Acknowledgment of Corporate Sponsorship – *Thomas E. Rohrer, E. Victor Ross*

### VASCULAR LESION DEVICES

6:05 – 6:34 pm *Eric F. Bernstein, Jeremy B. Green, Kristen M. Kelly*  
Q&A

### BODY CONTOURING DEVICES

6:35 – 7:04 pm *Mathew M. Avram, Barry E. DiBernardo, Robert A. Weiss*  
Q&A

### PIGMENTED LESION AND TATTOO DEVICES

7:05 – 7:34 pm *Jeffrey S. Dover, Roy G. Geronemus, Suzanne L. Kilmer*  
Q&A

### RESURFACING DEVICES

7:35 – 8:04 pm *A. Jay Burns, Elizabeth L. Tanzi, Mark B. Taylor*  
Q&A

### SCAR TREATMENT DEVICES AND TECHNIQUES

8:05 – 8:34 pm *David M. Ozog, Nathan S. Uebelhoer*  
Q&A

### SKIN TIGHTENING DEVICES

8:35 – 9:00 pm *Melanie B. Palm, Deborah S. Sarnoff, Christopher B. Zachary*  
Q&A

# Thank You

ASLMS would like to acknowledge and thank the following companies for sponsoring the Tech Connect Non-CME program.

***Aerolase Corporation.***

***BTL Industries, Inc.***

***Cutera***

***Lumenis®, Inc.***

***Sciton, Inc.***

***Syneron-Candela***

***ThermiAesthetics***

***Zeltiq Aesthetics, Inc.***





2014 Annual Conference  
Pre-Conference Courses: April 2-3, 2014  
Annual Conference: April 4-6, 2014  
Phoenix Convention Center  
Phoenix, Arizona

# Breakfast Session

## Friday, April 4, 2014

2014 Annual Conference  
Pre-Conference Courses: April 2-3, 2014  
Annual Conference: April 4-6, 2014  
Phoenix Convention Center  
Phoenix, Arizona

The ASLMS is pleased to offer the following Expert Breakfast Session for the 2014 ASLMS Annual Conference. A hot breakfast will be served. CME credits and CE contact hours and MOC credits available.

### **Dermatology/Plastic Surgery MOC Quiz – North 227 A&B**

**7 – 8:25 am**

**Directors:** *Kavita Mariwalla, M.D., Andrei Metelitsa, M.D.*

#### **ACCME Accreditation Statement**

The American Society for Laser Medicine and Surgery, Inc. is accredited by the Accreditation Council for Continuing Medical Education to provide continuing medical education for physicians.

#### **Continuing Medical Education Credit**

The American Society for Laser Medicine and Surgery, Inc. designates this live activity for a maximum of 1.5 *AMA PRA Category 1 Credit(s)*<sup>™</sup>. Physicians should claim only the credit commensurate with the extent of their participation in the activity.

#### **Continuing Education Credit**

This offering by the ASLMS, in conjunction with Professional Medical Education Association is accredited for 1.8 contact hours. Professional Medical Education Association is approved by the California Board of Registered Nursing, Provider # CEP 12386. Note: Most State Boards of Nursing accept another State Board's approval for granting credits. Check with the Board of Nursing in your state for clarification. Certificates of Attendance will be provided. ***You will receive a statement of CE contact hours after the Annual Conference.***

#### **Educational Needs**

Preparation for maintenance of certification for dermatology and plastic surgery, by reviewing key concepts pertaining to cutaneous laser medicine.

#### **Participants**

This activity is designed for diplomats in dermatology and plastic surgery. Also, other interested participants may join this session if space remains.

#### **Background Requirements**

Board certification or board eligibility in dermatology and plastic surgery recommended.

#### **Instructional Content and/or Expected Learning Outcomes**

At the conclusion of this activity, participants will be able to: 1) demonstrate comprehension of key concepts of laser physics and laser-tissue interactions that underlie the efficacy of cutaneous laser and energy devices; 2) demonstrate understanding of safety in the clinical use of cutaneous laser and energy devices, including avoidance of burns and injuries, and 3) demonstrate the ability to appropriately select laser and energy devices for treatment of specific patient problems, so as to maximize effectiveness and minimize the risk of adverse events.

The ASLMS is pleased to offer the following Expert Breakfast Session for the 2014 ASLMS Annual Conference. A hot breakfast will be served. CME credits and CE contact hours available.

### How Lasers and Energy Devices Work – North 227C

7 – 8:25 am

**Directors:** *Jerome M. Garden, M.D., Omar A. Ibrahimi, M.D., Ph.D.*

#### **ACCME Accreditation Statement**

The American Society for Laser Medicine and Surgery, Inc. is accredited by the Accreditation Council for Continuing Medical Education to provide continuing medical education for physicians.

#### **Continuing Medical Education Credit**

The American Society for Laser Medicine and Surgery, Inc. designates this live activity for a maximum of 1.5 *AMA PRA Category 1 Credit(s)*<sup>™</sup>. Physicians should claim only the credit commensurate with the extent of their participation in the activity.

#### **Continuing Education Credit**

This offering by the ASLMS, in conjunction with Professional Medical Education Association is accredited for 1.8 contact hours. Professional Medical Education Association is approved by the California Board of Registered Nursing, Provider # CEP 12386. Note: Most State Boards of Nursing accept another State Board's approval for granting credits. Check with the Board of Nursing in your state for clarification. Certificates of Attendance will be provided. ***You will receive a statement of CE contact hours after the Annual Conference.***

#### **Educational Needs**

This activity will be devoted to understanding the basic mechanisms by which laser and energy devices work. This will allow the attendee to more safely and effectively use these devices in therapy.

#### **Participants**

This activity is directed to those clinicians who use these devices and want to enhance their understanding into their function.

#### **Background Requirements**

Attendees should have a basic level of understanding of how and why lasers and other energy devices function.

#### **Instructional Content and/or Expected Learning Outcomes**

The instruction content will focus on highlighting basic mechanisms behind laser and energy devices. It is anticipated that attendees will gain in their understanding as to how these devices affect outcome and how to optimize their use and safety.

# Breakfast Session

## Friday, April 4, 2014

2014 Annual Conference  
Pre-Conference Courses: April 2-3, 2014  
Annual Conference: April 4-6, 2014  
Phoenix Convention Center  
Phoenix, Arizona

The ASLMS is pleased to offer the following Expert Breakfast Session for the 2014 ASLMS Annual Conference. A hot breakfast will be served. CME credits and CE contact hours available.

### **Bench to Bedside: Current Problems and Future Technology – North 231B**

**7 – 8:25 am**

**Directors:** *Eric F. Bernstein, M.D., M.S.E., Paul M. Friedman, M.D., Neil S. Sadick, M.D.*

#### **ACCME Accreditation Statement**

The American Society for Laser Medicine and Surgery, Inc. is accredited by the Accreditation Council for Continuing Medical Education to provide continuing medical education for physicians.

#### **Continuing Medical Education Credit**

The American Society for Laser Medicine and Surgery, Inc. designates this live activity for a maximum of 1.5 *AMA PRA Category 1 Credit(s)*<sup>TM</sup>. Physicians should claim only the credit commensurate with the extent of their participation in the activity.

#### **Continuing Education Credit**

This offering by the ASLMS, in conjunction with Professional Medical Education Association is accredited for 1.8 contact hours. Professional Medical Education Association is approved by the California Board of Registered Nursing, Provider # CEP 12386. Note: Most State Boards of Nursing accept another State Board's approval for granting credits. Check with the Board of Nursing in your state for clarification. Certificates of Attendance will be provided. ***You will receive a statement of CE contact hours after the Annual Conference.***

#### **Educational Needs**

This activity will inform attendees of the new developments in laser technologies that they can use in the office, and to teach them how developments are brought from the lab to the office enabling them to come up with new technological advances themselves.

#### **Participants**

Individuals performing laser surgery are invited to attend.

#### **Background Requirements**

There are no specific prerequisites for attending this activity.

#### **Instructional Content and/or Expected Learning Outcomes**

The attendees will learn about advances in cutaneous vascular, pigment, hair, tattoo and fractionated lasers, and how basic science reinforces these changes. Attendees will learn about advances in body sculpting technologies including cryolipolysis, ultrasound and heat, and how basic science reinforces these changes.

- |                |   |
|----------------|---|
| 7 – 7:05 am    | Introduction and Pre-Test – <i>Eric F. Bernstein</i>  |
| 7:06 – 7:19 am | Advances in IPL and Body Sculpting Devices – <i>Neil S. Sadick</i>                          |
| 7:20 – 7:33 am | Advances in Tattoo, Vascular and Hair Removal Devices – <i>Eric F. Bernstein</i>            |
| 7:34 – 7:47 am | Advances in Fractionated Resurfacing and Pigment Treatment Lasers – <i>Paul M. Friedman</i> |
| 7:48 - 8:20 am | Panel Discussion/Q&A  |
| 8:21 – 8:25 am | Conclusion and Post-Test – <i>Eric F. Bernstein</i>   |

The ASLMS is pleased to offer the following Expert Breakfast Session for the 2014 ASLMS Annual Conference. A hot breakfast will be served. CME credits and CE contact hours available.

### Expert Panel: Maximizing Patient Satisfaction and Retention – North 231C

7 – 8:25 am

**Directors:** *Mathew M. Avram, M.D., J.D., Jennifer L. MacGregor, M.D.*

**Faculty:** *Ashish Bhatia, M.D., Jeffrey S. Dover, M.D., FRCPC*

#### **ACCME Accreditation Statement**

The American Society for Laser Medicine and Surgery, Inc. is accredited by the Accreditation Council for Continuing Medical Education to provide continuing medical education for physicians.

#### **Continuing Medical Education Credit**

The American Society for Laser Medicine and Surgery, Inc. designates this live activity for a maximum of 1.5 *AMA PRA Category 1 Credit(s)*<sup>™</sup>. Physicians should claim only the credit commensurate with the extent of their participation in the activity.

#### **Continuing Education Credit**

This offering by the ASLMS, in conjunction with Professional Medical Education Association is accredited for 1.8 contact hours. Professional Medical Education Association is approved by the California Board of Registered Nursing, Provider # CEP 12386. Note: Most State Boards of Nursing accept another State Board's approval for granting credits. Check with the Board of Nursing in your state for clarification. Certificates of Attendance will be provided. ***You will receive a statement of CE contact hours after the Annual Conference.***

#### **Educational Needs**

Clinical mastery of laser and energy devices is a prerequisite to using them successfully in clinical practice. But even the most talented laser surgeon needs a steady supply of patients to remain in business. This activity focuses on proven means for pleasing patients, meeting their needs and keeping them coming back.

#### **Participants**

This activity is designed for clinicians who are interested in maximizing patient satisfaction and retention.

#### **Background Requirements**

There are no specific prerequisites for attending this activity.

#### **Instructional Content and/or Expected Learning Outcomes**

At the conclusion of this activity, participants will: 1) develop ideas for maximizing clinical space, utilizing staff for maximum efficiency and maintaining smooth patient flow in a busy laser practice; 2) understand methods to expand patient referrals and retain existing patients; 3) utilize the initial consultation as a tool for enhancing patient satisfaction, and 4) incorporate strategies for dealing with difficult cases.

7 – 7:04 am	Introduction – <i>Mathew M. Avram, Jennifer L. MacGregor</i>
7:05 – 7:19 am	Optimizing Your Laser Practice – <i>Ashish Bhatia</i>
7:20 – 7:34 am	Attracting Patients and Keeping Them – <i>Jeffrey S. Dover</i>
7:35 – 7:44 am	Q&A
7:45 – 7:59 am	Maximizing Satisfaction: New Patient Consultation – <i>Jennifer L. MacGregor</i>
8 – 8:14 am	Navigating Difficult Cases and Avoiding Legal Pitfalls – <i>Mathew M. Avram</i>
8:15 – 8:25 am	Q&A and Conclusion – <i>Mathew M. Avram, Jennifer L. MacGregor</i>

The ASLMS is pleased to offer the following Expert Breakfast Session for the 2014 ASLMS Annual Conference. A hot breakfast will be served. CME credits and CE contact hours available.

### Cellulite – North 231A

7 – 8:25 am

**Directors:** *Bruce E. Katz, M.D., Lori A. Brightman, M.D.*

#### **ACCME Accreditation Statement**

The American Society for Laser Medicine and Surgery, Inc. is accredited by the Accreditation Council for Continuing Medical Education to provide continuing medical education for physicians.

#### **Continuing Medical Education Credit**

The American Society for Laser Medicine and Surgery, Inc. designates this live activity for a maximum of 1.5 *AMA PRA Category 1 Credit(s)*<sup>™</sup>. Physicians should claim only the credit commensurate with the extent of their participation in the activity.

#### **Continuing Education Credit**

This offering by the ASLMS, in conjunction with Professional Medical Education Association is accredited for 1.8 contact hours. Professional Medical Education Association is approved by the California Board of Registered Nursing, Provider # CEP 12386. Note: Most State Boards of Nursing accept another State Board's approval for granting credits. Check with the Board of Nursing in your state for clarification. Certificates of Attendance will be provided. ***You will receive a statement of CE contact hours after the Annual Conference.***

#### **Educational Needs**

This activity will address possible pathophysiologic mechanisms responsible for cellulite, non-invasive and minimally invasive approaches to the treatment of cellulite, and review scientific studies level of evidence for technologies used to treat cellulite. In addition, therapeutic approaches most appropriate for participants' individual practices and the economics of implementing these devices in the clinical setting will be addressed.

#### **Participants**

This activity is designed for clinicians who are interested in making their laser and other energy-based technology-based practice successful.

#### **Background Requirements**

There are no specific prerequisites for attending this activity.

#### **Instructional Content and/or Expected Learning Outcomes**

The attendees will understand possible pathophysiologic mechanisms responsible for cellulite, learn about latest non-invasive and minimally invasive approaches to the treatment of cellulite, critically evaluate scientific studies' level of evidence for technologies used to treat cellulite, determine which therapeutic approaches are most appropriate for participants' individual practices, and appreciate the economics of implementing these devices in the clinical setting.



The ASLMS is pleased to offer the following Expert Breakfast Session for the 2014 ASLMS Annual Conference. A hot breakfast will be served. CME credits and CE contact hours available.

### State-of-the-Art in Tattoo Treatment – North 230

7 – 8:25 am

**Directors:** Roy G. Geronemus, M.D., E. Victor Ross, M.D.

#### **ACCME Accreditation Statement**

The American Society for Laser Medicine and Surgery, Inc. is accredited by the Accreditation Council for Continuing Medical Education to provide continuing medical education for physicians.

#### **Continuing Medical Education Credit**

The American Society for Laser Medicine and Surgery, Inc. designates this live activity for a maximum of 1.5 AMA PRA Category 1 Credit(s)<sup>™</sup>. Physicians should claim only the credit commensurate with the extent of their participation in the activity.

#### **Continuing Education Credit**

This offering by the ASLMS, in conjunction with Professional Medical Education Association is accredited for 1.8 contact hours. Professional Medical Education Association is approved by the California Board of Registered Nursing, Provider # CEP 12386. Note: Most State Boards of Nursing accept another State Board's approval for granting credits. Check with the Board of Nursing in your state for clarification. Certificates of Attendance will be provided. ***You will receive a statement of CE contact hours after the Annual Conference.***

#### **Educational Needs**

This activity is designed to provide an overview of the lasers for tattoo removal. An overview of the various lasers available to treat tattoos of all types will be presented. New laser systems and new techniques will be discussed along with a review of laser treatment of cosmetic and traumatic tattoos.

#### **Designated Participants**

The activity is designed for novice and experienced physicians as an overview along with an update on the latest techniques and technologies.

#### **Background Requirements**

A basic understanding of laser technology would be beneficial.

#### **Expected Learning Outcomes**

Attendees will obtain an understanding of the latest techniques and technology for the removal of all types of tattoos in various skin types.

# Clinical Application Workshop (Intermediate/Advanced) Friday, April 4, 2014

2014 Annual Conference  
Pre-Conference Courses: April 2-3, 2014  
Annual Conference: April 4-6, 2014  
Phoenix Convention Center  
Phoenix, Arizona

Workshop included in full access conference registration fee. CME credits and CE contact hours available.

## Laser Treatment of Patients of Color – North 224 A&B

**8:30 – 10 am**

**Directors:** *Andrew F. Alexis, M.D., MPH, Eliot F. Battle, Jr., M.D.*

**Faculty:** *Henry H.L. Chan, M.D., Ph.D., F.R.C.P., Paul M. Friedman, M.D., Kei Negishi, M.D.*

### **ACCME Accreditation Statement**

The American Society for Laser Medicine and Surgery, Inc. is accredited by the Accreditation Council for Continuing Medical Education to provide continuing medical education for physicians.

### **Continuing Medical Education Credit**

The American Society for Laser Medicine and Surgery, Inc. designates this live activity for a maximum of 1.5 *AMA PRA Category 1 Credit(s)*<sup>™</sup>. Physicians should claim only the credit commensurate with the extent of their participation in the activity.

### **Continuing Education Credit**

This offering by the ASLMS, in conjunction with Professional Medical Education Association is accredited for 1.8 contact hours. Professional Medical Education Association is approved by the California Board of Registered Nursing, Provider # CEP 12386. Note: Most State Boards of Nursing accept another State Board's approval for granting credits. Check with the Board of Nursing in your state for clarification. Certificates of Attendance will be provided. ***You will receive a statement of CE contact hours after the Annual Conference.***

### **Educational Needs**

This activity will review techniques and skills to minimize adverse events and improve efficacy of laser treatments on patients with skin of color.

### **Participants**

This activity is designed for clinical laser practitioners.

### **Background Requirements**

Participants should have basic clinical laser skills and training.

### **Instructional Content and/or Expected Learning Outcomes**

This activity will cover appropriate treatment choices including laser selection and parameters, pre and post-treatment care, patient selection, and management of adverse events.

8:30 – 8:34 am	Discussion and Pre-Test - <i>Andrew F. Alexis, Eliot F. Battle, Jr.</i>
8:35 – 8:49 am	Laser Treatment for Congenital or Acquired Pigmentary Lesions in Asian Skin - <i>Henry H.L. Chan</i>
8:50 – 9:04 am	Treatment of Pigmented Lesions and Scars in Skin of Color "My Approach" - <i>Paul M. Friedman</i>
9:05 – 9:19 am	Pigmented-Related Skin Rejuvenation and Toning Techniques by Laser and Light for Asian Skin - <i>Kei Negishi</i>
9:20 – 9:34 am	Laser Resurfacing in Fitzpatrick Skin Types V-VI "My Approach" – <i>Andrew F. Alexis</i>
9:35 - 9:44 am	Laser Hair Removal on Skin of Cultures (Color) "My Approach" - <i>Eliot F. Battle, Jr.</i>
9:45 - 10 am	Pearls from the Panelists, Q&A and Post-Test - <i>Faculty</i>

# Clinical Application Workshop

(Intermediate/Advanced)  
Friday, April 4, 2014

2014 Annual Conference  
Pre-Conference Courses: April 2-3, 2014  
Annual Conference: April 4-6, 2014  
Phoenix Convention Center  
Phoenix, Arizona

Workshop included in full access conference registration fee. CME credits and CE contact hours available.

## Complications, Controversies and Legal Issues – North Hall C

**8:30 – 10 am**

**Directors:** *Mathew M. Avram, M.D., J.D., Brian S. Biesman, M.D., David J. Goldberg, M.D., J.D., George J. Hruza, M.D., M.B.A.*

**Faculty:** *Arisa E. Ortiz, M.D.*

### **ACCME Accreditation Statement**

The American Society for Laser Medicine and Surgery, Inc. is accredited by the Accreditation Council for Continuing Medical Education to provide continuing medical education for physicians.

### **Continuing Medical Education Credit**

The American Society for Laser Medicine and Surgery, Inc. designates this live activity for a maximum of 1.5 *AMA PRA Category 1 Credit(s)*<sup>™</sup>. Physicians should claim only the credit commensurate with the extent of their participation in the activity.

### **Continuing Education Credit**

This offering by the ASLMS, in conjunction with Professional Medical Education Association is accredited for 1.8 contact hours. Professional Medical Education Association is approved by the California Board of Registered Nursing, Provider # CEP 12386. Note: Most State Boards of Nursing accept another State Board's approval for granting credits. Check with the Board of Nursing in your state for clarification. Certificates of Attendance will be provided. ***You will receive a statement of CE contact hours after the Annual Conference.***

### **Educational Needs**

This activity will focus on energy-based device safety, cutaneous and ophthalmic complications from such devices, prevention of complications, how to prevent a lawsuit and physician extender issues.

### **Participants**

This activity is designed for physicians and designated extenders using energy-based devices.

### **Background Requirements**

No background is required for this activity.

### **Instructional Content and/or Expected Learning Outcomes**

It is expected that participants will learn about energy-based device safety, cutaneous and ophthalmic complications from such devices, prevention of complications, how to prevent a lawsuit and physician extender issues.

- |                |  |
|----------------|--|
| 8:30 – 8:34 am | Introduction and Pre-Test – <i>David J. Goldberg</i>   |
| 8:35 – 8:39 am | Energy-Based Device Safety – <i>Arisa E. Ortiz</i>   |
| 8:40 – 8:54 am | Complications for Energy-Based Devices: Causation – <i>George J. Hruza</i>                             |
| 8:55 – 9:09 am | Cutaneous and Ophthalmic Complications From Energy-Based Devices: Prevention – <i>Brian S. Biesman</i> |
| 9:10 – 9:24 am | Energy-Based Devices: Tips to Avoid a Lawsuit – <i>Mathew M. Avram</i>                                 |
| 9:25 – 9:39 am | Energy-Based Devices: Physician and Physician Extender Legal Issues – <i>David J. Goldberg</i>         |
| 9:40 – 9:55 am | Q&A  |
| 9:56 – 10 am   | Conclusion and Post-Test – <i>David J. Goldberg</i>  |

# Clinical Application Workshop

(Intermediate/Advanced)  
Friday, April 4, 2014

2014 Annual Conference  
Pre-Conference Courses: April 2-3, 2014  
Annual Conference: April 4-6, 2014  
Phoenix Convention Center  
Phoenix, Arizona

Workshop included in full access conference registration fee. CME credits and CE contact hours available.

## Burns and Trauma – North 222 A&B

**8:30 – 10 am**

**Directors:** *Nathan S. Uebelhoer, D.O., David M. Ozog, M.D.*

**Faculty:** *R. Rox Anderson, M.D., Matthias B. Donelan, M.D., Andrew C. Krakowski, M.D., Jane Petro, M.D., E. Victor Ross, M.D.*

### **ACCME Accreditation Statement**

The American Society for Laser Medicine and Surgery, Inc. is accredited by the Accreditation Council for Continuing Medical Education to provide continuing medical education for physicians.

### **Continuing Medical Education Credit**

The American Society for Laser Medicine and Surgery, Inc. designates this live activity for a maximum of 1.5 *AMA PRA Category 1 Credit(s)*<sup>™</sup>. Physicians should claim only the credit commensurate with the extent of their participation in the activity.

### **Continuing Education Credit**

This offering by the ASLMS, in conjunction with Professional Medical Education Association is accredited for 1.8 contact hours. Professional Medical Education Association is approved by the California Board of Registered Nursing, Provider # CEP 12386. Note: Most State Boards of Nursing accept another State Board's approval for granting credits. Check with the Board of Nursing in your state for clarification. Certificates of Attendance will be provided. ***You will receive a statement of CE contact hours after the Annual Conference.***

### **Educational Needs**

The educational needs for this activity are to: 1) share clinical pearls, treatment tips and parameters for traumatic and burn scars to optimize patient therapy; 2) understand which laser and light modality you may choose to use in treatment of scars; 3) evaluate the current indications, new algorithms, limitations, and potential for laser and light-based devices in treating traumatic and burn scars; 4) gain insight for advanced techniques for scar laser reconstruction, and 5) discuss new fractional technologies and update on the latest research and future of fractional laser and light-based technology.

### **Participants**

This activity is designed for dermatologic laser surgeons, plastic surgery laser surgeons, plastic reconstructive burn surgeons, acute burn surgeons, and orthopedic surgeons.

### **Background Requirements**

Attendees should have knowledge and experience in treatment of scars.

### **Instructional Content and/or Expected Learning Outcomes**

This activity is directed at both potential and experienced users of laser and light technologies for traumatic and burn scars. The goal of this activity will be to share knowledge of scars and clinical tips to help in your office. We will have a comprehensive session including discussion of clinical, molecular and histological evaluation of scars. We will have top experts in burn reconstructive surgery, military, academic and private practice come together in a multidisciplinary panel to address this important topic. We will focus on laser parameters, treatment tips and pitfalls to help optimize patient scar treatment in your office. The activity will end with an enlightening talk on research and the future of scar treatment with laser therapy.

8:30 – 8:34 am Introduction and Pre-Test – *David M. Ozog, Nathan S. Uebelhoer*

8:35 – 8:44 am A Historical/Plastic Surgery Perspective of Burn/Scar Treatments – *Jane Petro*

8:45 – 8:54 am Current Advancements in Plastic Surgery Scar Approach – *Matthias B. Donelan*

# Clinical Application Workshop

(Intermediate/Advanced)  
Friday, April 4, 2014

2014 Annual Conference  
Pre-Conference Courses: April 2-3, 2014  
Annual Conference: April 4-6, 2014  
Phoenix Convention Center  
Phoenix, Arizona

**Burns and Trauma (continued) – North 222 A&B**

**8:30 – 10 am**

**Directors:** *Nathan S. Uebelhoer, D.O., David M. Ozog, M.D.*

- |                |   |
|----------------|---|
| 8:55 – 9:04 am | Functional Improvement in Hypertrophic Scars – How We Do It – <i>Nathan S. Uebelhoer</i>                |
| 9:05 – 9:14 am | Non-Ablative Fractional Treatment of Burns and Hypertrophic Scars: How We Do It – <i>E. Victor Ross</i> |
| 9:15 – 9:24 am | Pediatric Treatment of Traumatic Scars: Practical Implications – <i>Andrew C. Krakowski</i>             |
| 9:25 – 9:34 am | “Under the Skin” – Histology and Biochemistry of Scar Treatments – <i>David M. Ozog</i>                 |
| 9:35 – 9:44 am | Laser Treatments for Scarring – Is the Future Bright? - <i>R. Rox Anderson</i>                          |
| 9:45 - 10 am   | Conclusion and Post-Test – <i>David M. Ozog, Nathan S. Uebelhoer</i>                                    |

# Clinical Application Workshop (Intermediate/Advanced) Friday, April 4, 2014

2014 Annual Conference  
Pre-Conference Courses: April 2-3, 2014  
Annual Conference: April 4-6, 2014  
Phoenix Convention Center  
Phoenix, Arizona

Workshop included in full access conference registration fee. CME credits and CE contact hours available.

## Therapeutic Challenges and New Treatments – North 229 A&B

**8:30 – 10 am**

**Directors:** *Girish A. Munavalli, M.D., M.H.S., Elizabeth L. Tanzi, M.D., Robert A. Weiss, M.D.*

### **ACCME Accreditation Statement**

The American Society for Laser Medicine and Surgery, Inc. is accredited by the Accreditation Council for Continuing Medical Education to provide continuing medical education for physicians.

### **Continuing Medical Education Credit**

The American Society for Laser Medicine and Surgery, Inc. designates this live activity for a maximum of 1.5 AMA PRA Category 1 Credit(s)<sup>™</sup>. Physicians should claim only the credit commensurate with the extent of their participation in the activity.

### **Continuing Education Credit**

This offering by the ASLMS, in conjunction with Professional Medical Education Association is accredited for 1.8 contact hours. Professional Medical Education Association is approved by the California Board of Registered Nursing, Provider # CEP 12386. Note: Most State Boards of Nursing accept another State Board's approval for granting credits. Check with the Board of Nursing in your state for clarification. Certificates of Attendance will be provided. **You will receive a statement of CE contact hours after the Annual Conference.**

### **Educational Needs**

This activity will increase the knowledge base of the audience and provide a better understanding of lasers and devices with regards to different indications, efficacy and safety.

### **Participants**

This activity is designed for clinicians who are interested in making their laser and other energy-based technology-based practice successful.

### **Background Requirements**

Program content is best suited for very experienced or advanced user audience such as clinicians with several years of experience in treating conditions of the skin and subcutaneous tissue with lasers and related energy technologies.

### **Instructional Content and/or Expected Learning Outcomes**

It is expected that participants in this activity will be able to identify gaps in their knowledge, competence or patient outcomes.

- |                |  |
|----------------|--|
| 8:30 – 8:34 am | Introduction and Pre-Test – <i>Girish A. Munavalli, Elizabeth L. Tanzi, Robert A. Weiss</i>  |
| 8:35 – 8:54 am | Optomechanical Coupling, Microsecond Pulse 1064nm, Field RF, Picosecond Lasers, Focused Ultrasound Technologies – <i>Robert A. Weiss</i>   |
| 8:55 – 9:14 am | Non-Invasive Body Contouring (Cryolipolysis, RF, HIFU) with the Therapeutic Challenge Being Gynecomastia and Pigmented Lesions with the Therapeutic Challenge Being Melasma – <i>Girish A. Munavalli</i> |
| 9:15 – 9:35 am | Scar Treatments With Challenges Being Large Areas (Treat with Ablative Fractional) and New Technology Being Laser-Assisted Drug Delivery and KTP for Scars – <i>Elizabeth L. Tanzi</i>                   |
| 9:36 – 9:54 am | Q&A  |
| 9:55 – 10 am   | Conclusion and Post-Test - <i>Girish A. Munavalli, Elizabeth L. Tanzi, Robert A. Weiss</i>   |



# Clinical Application Workshop

(Intermediate/Advanced)  
Friday, April 4, 2014

2014 Annual Conference  
Pre-Conference Courses: April 2-3, 2014  
Annual Conference: April 4-6, 2014  
Phoenix Convention Center  
Phoenix, Arizona

Workshop included in full access conference registration fee. CME credits and CE contact hours available.

## Basic Mechanisms of Photobiomodulation – North 226 A&B

8:30 – 10 am

**Directors:** *Juanita J. Anders, Ph.D., Praveen R. Arany B.D.S., M.D.S., M.M.Sc., Ph.D., Michael R. Hamblin, Ph.D.*

### ACCME Accreditation Statement

The American Society for Laser Medicine and Surgery, Inc. is accredited by the Accreditation Council for Continuing Medical Education to provide continuing medical education for physicians.

### Continuing Medical Education Credit

The American Society for Laser Medicine and Surgery, Inc. designates this live activity for a maximum of 1.5 *AMA PRA Category 1 Credit(s)*<sup>™</sup>. Physicians should claim only the credit commensurate with the extent of their participation in the activity.

### Continuing Education Credit

This offering by the ASLMS, in conjunction with Professional Medical Education Association is accredited for 1.8 contact hours. Professional Medical Education Association is approved by the California Board of Registered Nursing, Provider # CEP 12386. Note: Most State Boards of Nursing accept another State Board's approval for granting credits. Check with the Board of Nursing in your state for clarification. Certificates of Attendance will be provided. **You will receive a statement of CE contact hours after the Annual Conference.**

### Educational Needs

The use of "low level" light applications termed photobiomodulation is an expanding field with a broad range of applications in medicine, rehabilitation, dentistry and veterinary medicine. To appreciate how light can have therapeutic effects on many tissues and organs is essential to understand the molecular mechanisms involved. In this activity, experts in photobiomodulation will focus on the basics of light absorption by chromophores in cells and tissues, and the role of signaling molecules and biological responses of cells and tissues to light.

### Participants

This activity is designed for scientists, engineers, health care professionals and industrial representatives interested in low-level light applications.

### Background Requirements

Any scientist or health provider working with light would benefit from understanding these basic light-biological interactions and how these processes may be occurring in many currently used light-based clinical modalities.

### Instructional Content and/or Expected Learning Outcomes

At the conclusion of this activity, participants will: understand the photobiological basis for light absorption by chromophores, be aware of specific wavelengths absorbed by different chromophores, gain knowledge of the depth of penetration of various wavelengths of light, be aware of the current proof for the mechanistic basis of photobiomodulation by understanding the role of different signaling molecules, and appreciate the breadth of biological responses of cells and tissues after light treatments.

- |                |  |
|----------------|--|
| 8:30 – 8:34 am | Introduction and Pre-Test – <i>Juanita J. Anders</i>   |
| 8:35 – 8:55 am | Biological Chromophores, Action Spectra vs Absorption Spectra, Wavelength and Target Tissue<br><i>Juanita J. Anders</i>                                      |
| 8:56 – 9 am    | Q&A  |
| 9:01 – 9:22 am | Signaling Pathways: Mitochondrial Activity, Reactive Oxygen Species, Nitric Oxide, Cyclic AMP, Transcription Factors, Stem Cells - <i>Michael R. Hamblin</i> |
| 9:23 – 9:29 am | Q&A  |
| 9:30 – 9:49 am | Current Understanding of Biological Responses to Light Therapy – <i>Praveen Arany</i>  |
| 9:50 – 10 am   | Q&A, Panel Discussion, Post-Test – <i>Juanita J. Anders</i>  |

# Conference Plenary Session

Friday, April 4, 2014

2014 Annual Conference  
Pre-Conference Courses: April 2-3, 2014  
Annual Conference: April 4-6, 2014  
Phoenix Convention Center  
Phoenix, Arizona

**Conference Plenary Session (Conference Begins) – North Hall C**

**10:30 am – 12 pm**

**10:30 – 10:39 am WELCOME AND INTRODUCTION**

***Murad Alam M.D., MSCI, Program Chair***  
Northwestern University, Chicago, IL

***Jeffrey S. Dover, M.D., FRCPC, President***  
SkinCare Physicians, Chestnut Hill, MA

**10:40 – 11:14 am PRESIDENTIAL ADDRESS AND ANNOUNCEMENT OF AWARD CITATIONS**

**Presidential Citations**

- *Murad Alam, M.D., MSCI*
- *Kenneth A. Arndt, M.D.*
- *George J. Hruza, M.D., M.B.A.*
- *Raymond J. Lanza fame, M.D., M.B.A.*
- *Elizabeth L. Tanzi, M.D.*
- *ASLMS Staff*

**Best Overall Awards**

- Dr. Richard E. Fitzpatrick Clinical Research and Innovations – *Lori A. Brightman, M.D.*
- Best Overall Experimental and Translational Research – *H. Ray Jalian, M.D.*
- Best Clinical Nursing/Allied Health – *Laura McDermott, BIS, LE, MA*

**Best Student/Resident Awards**

- Cutaneous Laser Surgery Session – *Salman Alsaad*
- Experimental and Translational Research Session – *Molly Keenan*
- Photobiomodulation Session – *Andrew Mamalis*
- PAPDT / ASLMS PDT Session – *Bradley Bloom*
- Resident / Fellow Session – *Jose Calderon*
- Surgical Applications / Interstitial Laser Therapy Session – *Rudy Andriani*

**Advancement of Laser Medicine Endowment Fund - Corporate Sponsors**

- *Cynosure – Sapphire*
- *Cutera – Ruby*
- *Cutting Edge Aesthetics Technologies – Ruby*
- *Lumenis®, Inc. – Ruby*
- *Merz Aesthetics, a Division of Merz North America, Inc. – Ruby*
- *Zeltiq Aesthetics, Inc. – Ruby*

# Conference Plenary Session

## Friday, April 4, 2014

2014 Annual Conference  
Pre-Conference Courses: April 2-3, 2014  
Annual Conference: April 4-6, 2014  
Phoenix Convention Center  
Phoenix, Arizona

**Conference Plenary Session (Conference Begins) – North Hall C**

**10:30 am – 12 pm**

### Advancement of Laser Medicine Endowment Fund - Founding Members

- *Murad Alam, M.D., MSCI*
- *Tina S. Alster, M.D.*
- *R. Rox Anderson, M.D.*
- *Kenneth A. Arndt, M.D.*
- *Eric F. Bernstein, M.D., MSE*
- *Brian S. Biesman, M.D.*
- *Henry H.L. Chan, M.D., Ph.D., F.R.C.P.*
- *Suneel Chilukuri, M.D.*
- *Barry E. DiBernardo, M.D.*
- *Jeffrey S. Dover, M.D., FRCPC*
- *Craig A. Drill*
- *Richard E. Fitzpatrick, M.D.*
- *Paul M. Friedman, M.D.*
- *Jerome M. Garden, M.D.*
- *Roy G. Geronemus, M.D.*
- *David J. Goldberg, M.D., J.D.*
- *Mitchel P. Goldman, M.D.*
- *Karyn Grossman, M.D.*
- *George J. Hruza, M.D., M.B.A.*
- *Suzanne L. Kilmer, M.D.*
- *Dieter Manstein, M.D.*
- *J. Stuart Nelson, M.D., Ph.D.*
- *Toshio Ohshiro, M.D., Ph.D.*
- *Randall T. Pham, M.D.*
- *Jason N. Pozner, M.D.*
- *Thomas E. Rohrer, M.D.*
- *Elizabeth L. Tanzi, M.D.*
- *David B. Vasily, M.D.*
- *Margaret A. Weiss, M.D.*
- *Robert A. Weiss, M.D.*
- *Ann C. Zedlitz, M.D.*
- *Brian D. Zelickson, M.D.*

- **Caroline and William Mark Memorial Award**

### **OPTICAL IMAGING – A TOOL FOR GUIDANCE AND CONTROL OF LASER THERAPY: REVIEW AND NEW PERSPECTIVES**

*Reginald Birngruber, Ph.D., M.D., Institute for Biomedical Optics, University Luebeck, Medical Lasercenter GmbH, Luebeck, Germany*

- **Ellet H. Drake Memorial Award**

### **STRUCTURE AND FUNCTION: THE DERMATOLOGIC PRINCIPLE OF SCAR REHABILITATION**

*Nathan S. Uebelhoer, D.O., Naval Medical Center, San Diego, CA*

- **Leon Goldman Memorial Award**

### **THE NEXT BIG THING: A TEN YEAR FORECAST**

*E. Victor Ross, M.D., Scripps Clinic, San Diego, CA*

- **Nursing/Allied Health Excellence Award**

### **THE ESSENCE OF EXCELLENCE – “SAFETY EDUCATION”**

*Patricia A. Owens, R.N., M.H.A., C.M.L.S.O., AestheticMed Consulting International, LaQuinta, CA*

# Conference Plenary Session

Friday, April 4, 2014

2014 Annual Conference  
Pre-Conference Courses: April 2-3, 2014  
Annual Conference: April 4-6, 2014  
Phoenix Convention Center  
Phoenix, Arizona

**Conference Plenary Session (Conference Begins) – North Hall C**

**10:30 am – 12 pm**

**Dr. Horace Furumoto Innovations Awards**

**11:05 – 11:09 am**

• **Young Investigator**

**SHEDDING NEW LIGHT ON HUMAN HEALTH**

*Ishan Barman, Ph.D., Johns Hopkins University, Baltimore, MD*

**11:10 – 11:14 am**

• **Distinguished Contribution Award**

**INTENSE THERAPY ULTRASOUND IN AESTHETICS AND BEYOND**

*Michael Slayton, Ph.D., Mesa, AZ*

**11:15 – 11:59 am**



**KEYNOTE SPEAKER**

**FORTY YEARS OF LASERS IN LARYNGEAL  
SURGERY, A MODEL FOR MINIMALLY INVASIVE  
INTERVENTIONS**

*Steven M. Zeitels, M.D., F.A.C.S.*

Eugene B. Casey Professor of Laryngeal Surgery:  
Harvard Medical School; Director: Center for Laryngeal  
Surgery and Voice Rehabilitation, Massachusetts General  
Hospital, Boston, MA

**12 – 12:30 pm**

**BUSINESS MEETING (Members Only) Lunch Provided**

**12 – 1:30 pm**

**CASH LUNCH IN EXHIBIT HALL – On Your Own** (View ePosters/Visit the Exhibits) –  
North Halls A&B

An alphabetical list of all speakers/faculty along with their disclosures appear in the back of this program.

# Cutaneous Laser Surgery Session

Friday, April 4, 2014

2014 Annual Conference  
Pre-Conference Courses: April 2-3, 2014  
Annual Conference: April 4-6, 2014  
Phoenix Convention Center  
Phoenix, Arizona

## Cutaneous Laser Surgery – North Hall C

1:30 – 5:45 pm

**Directors:** Henry H.L. Chan, M.D., Ph.D., F.R.C.P., George J. Hruza, M.D., M.B.A.

### Educational Needs

This session focuses on the use of energy-based devices for the treatment of hyperhidrosis, acne, scars, striae and rejuvenation of aged skin with fractional technologies. The topics of new therapeutic techniques and optimized treatment approaches for these modalities will be addressed in this session. Participants will develop an understanding of the present treatment indications, therapeutic techniques and new and innovative technologies.

### Participants

This session will benefit physicians and health care personnel who are interested in improving their treatment of acne, hyperhidrosis, scars, striae and skin rejuvenation in the disciplines of dermatology, plastic surgery, otolaryngology and facial plastic surgery. It will also benefit those engineers and medical device personnel who actively work to develop devices in these areas.

### Background Requirements

Participants should have a basic understanding of the fundamentals of skin biology, laser physics and laser tissue interaction.

### Instructional Content and/or Expected Learning Outcomes

Attendees will gain knowledge of cutting edge laser and light sources and their clinical applications in the area of hyperhidrosis, acne, scars, striae and the rejuvenation of aged skin with fractional technologies.

### “Hot Topics”

- Gold Coated Microparticles and Selective Photothermolysis for the Treatment of Acne
- Selective Cryolysis of Sebaceous Glands
- Scar Treatment With Fractional Laser

## HYPERHIDROSIS

1:30 – 1:34 pm		<b>INTRODUCTION</b>
1:35 – 1:41 pm	1	<b>GRAVIMETRIC ANALYSIS OF HYPERHIDROSIS TREATMENT USING THE Nd:YAG 1440nm LASER WITH A SIDE FIRING FIBRE SIDLAZE 800</b> <i>Alina Fratila, Marina Reckmeyer, Jungbrunnen-Klinik Dr. Fratila GmbH, Bonn, Germany</i>
1:42 – 1:48 pm	2	<b>EFFICACY OF A 1440nm Nd:YAG LASER WITH A TARGETED ENERGY DELIVERY SYSTEM IN THE TREATMENT OF HYPERHIDROSIS</b> <i>Bruce Katz, David Cangello, Mt. Sinai Medical Center, Manhattan Eye &amp; Ear Hospital, New York, NY</i>
1:49 – 1:55 pm	3	<b>MULTI-CENTER STUDY EXAMINING REDUCTION OF AXILLARY HAIR UTILIZING MICROWAVE TECHNOLOGY</b> <i>Jeremy A. Brauer, Brian Zelickson, David Vasily, Lori A. Brightman, Elizabeth K. Hale, Leonard J. Bernstein, Julie K. Karen, Elliot T. Weiss, Robert Anolik, Roy G. Geronemus, Laser &amp; Skin Surgery Center of New York, New York, NY, Zel Skin &amp; Laser Associates, Edina, MN, Lehigh Valley Dermatology Associates, Bethlehem, PA</i>

# Cutaneous Laser Surgery Session

Friday, April 4, 2014

2014 Annual Conference  
Pre-Conference Courses: April 2-3, 2014  
Annual Conference: April 4-6, 2014  
Phoenix Convention Center  
Phoenix, Arizona

**Cutaneous Laser Surgery (continued) – North Hall C**

**1:30 – 5:45 pm**

**Directors:** Henry H.L. Chan, M.D., Ph.D., F.R.C.P., George J. Hruza, M.D., M.B.A.

## ACNE

- 1:56 – 2:02 pm      4      TREATMENT OF KERATOSIS PILARIS WITH 810nm DIODE LASER: A RANDOMIZED CONTROLLED TRIAL**
- Omer Ibrahim, Wareeporn Disphanurat, Misbah Khan, Diana Bolotin, Simon Yoo, Meghan Dubina, Dennis West, Michael Nodzenski, Emily Poon, Murad Alam, Cleveland Clinic, Cleveland, OH, Northwestern University, Chicago, IL, Cornell University, New York, NY, University of Chicago, Chicago, IL, University of Maryland, Baltimore, MD*

## BEST EXPERIMENTAL AND TRANSLATIONAL RESEARCH AWARD RECIPIENT

- 2:03 – 2:09 pm      5      SELECTIVE CRYOLYSIS OF SEBACEOUS GLANDS**  
(ePoster Available)
- H. Ray Jalian, Joshua Tam, Lilit Garibyan, R. Rox Anderson, Massachusetts General Hospital, Boston, MA*
- 2:10 – 2:16 pm      Q&A**
- 2:17 – 2:23 pm      6      A MULTI-CENTER, PROSPECTIVE STUDY ON THE EFFICACY AND SAFETY OF MICRO-FOCUSED ULTRASOUND WITH VISUALIZATION FOR THE NON-INVASIVE TREATMENT OF MODERATE TO SEVERE FACIAL ACNE**
- Girish Munavalli, Douglas Hamilton, Dermatology, Laser, and Vein Specialists of the Carolinas, PLLC, Charlotte, NC, Los Angeles, CA*
- 2:24 – 2:30 pm      7      TREATMENT OF ACNE WITH SELECTIVE PHOTOTHERMOLYSIS OF THE SEBACEOUS FOLLICLE WITH GOLD-COATED MICROPARTICLES, A CLINICAL STUDY**  
(ePoster Available)
- Witold Owczarek, A. Wydrzyska, K. Lebkowska, A. Nawrocka, E. Paluchowska, K. Podolec, M. Pirowska, Anna Wojas-Pelc, Dilip Paithankar\*, R. Rox Anderson, Military Institute of Medicine, Warsaw, Poland, Klinika Dermatologii, Krakow, Poland, Sebacia, Inc., Wayland, MA, Massachusetts General Hospital, Wellman Center for Photomedicine, Boston, MA*
- 2:31 – 2:37 pm      8      SELECTIVE PHOTOTHERMOLYSIS OF SEBACEOUS GLANDS FOR TREATMENT OF ACNE: EFFICIENT DELIVERY OF GOLD COATED MICROPARTICLES AS CHROMOPHORES INTO THE SEBACEOUS GLANDS WITH ULTRASOUND, A HUMAN HISTOLOGY STUDY**  
(ePoster Available)
- Girish Munavalli, Jenifer Lloyd, Richard Blomgren, Arielle Kauvar, Todd Meyer, Linda Faupel, Dilip Paithankar, Samir Mitragotri, Byeong Hee, Dermatology, Laser, and Vein Specialists of the Carolinas, PLLC, Charlotte, NC, Lloyd Dermatology & Laser Center, Youngstown, OH, New York Laser & Skin Care, New York, NY, Sebacia, Inc., Duluth, GA, Sebacia, Inc., Wayland, MA, University of California, Santa Barbara, CA*
- 2:38 – 2:44 pm      9      LONG-TERM REDUCTION OF ADULT ACNE USING EXCLUSIVELY 1064nm LASERS FOR THERAPY**
- Abnoeal Bakus, Dina Yaghmai\*, Mary Massa, Jerome Garden, Northwestern University, Rush University Medical School, Chicago, IL*

\*Presenter



# Cutaneous Laser Surgery Session

Friday, April 4, 2014

2014 Annual Conference  
Pre-Conference Courses: April 2-3, 2014  
Annual Conference: April 4-6, 2014  
Phoenix Convention Center  
Phoenix, Arizona

## Cutaneous Laser Surgery (continued) – North Hall C

1:30 – 5:45 pm

**Directors:** Henry H.L. Chan, M.D., Ph.D., F.R.C.P., George J. Hruza, M.D., M.B.A.

2:45 - 3:29 pm

Break/Visit the Exhibits/Experts-in-the-Hall/ePosters – North Halls A&B

### LATE-BREAKING ABSTRACT

3:30 – 3:36 pm

LB1

#### **HIGH POWERED BLUE LIGHT PROPERTIES IN SKIN, BONE, MUSCLE, CARTILAGE AND FAT**

*Christopher Zachary, Kathryn Serowka, Morgan Gustavsson, Paul Rudy, Paul Binun, University of California, Lumany, Irvine, CA*

3:37 – 3:43 pm

Q&A

### ACNE SCARS

3:44 – 3:50 pm

(ePoster Available)

11

#### **A RANDOMIZED CONTROLLED TRIAL TO ASSESS THE EFFICACY OF A NEEDLING DEVICE FOR THE TREATMENT OF ACNE SCARS**

*Divya Sadhwani, Marisa Pongprutthipan, Michael Nodzenski, Emir Veledar, Dennis West, Meghan Dubina, Emily Poon, Murad Alam, Northwestern University, Chicago, IL, Emory University, Atlanta, GA*

3:51 – 3:57 pm

(ePoster Available)

12

#### **DIFFRACTIVE LENS ARRAY WITH PICOSECOND LASER FOR FACIAL ACNE SCARRING: FOLLOW UP AND HISTOLOGY**

*Roy G. Geronemus, Viktoryia Kazlouskaya, Yoon Soo Bae, Hamad Alabdulrazzaq, Leonard J. Bernstein, Robert Anolik, Patricia A. Heller, Jeremy A. Brauer\*, Laser & Skin Surgery Center of New York, Ackerman Academy Dermatopathology, New York, NY*

3:58 – 4:04 pm

(ePoster Available)

13

#### **EVALUATION OF A UNIQUE SIDE FIRING 1440nm FIBER LASER FOR ACNE SCARRING**

*Richard Gentile, Northeast Ohio Medical University, Rootstown, OH*

### SCARS

4:05 – 4:11 pm

14

#### **PROJECT HEAL: FRACTIONAL RESURFACING FOR VICTIMS OF THE BOSTON MARATHON BOMBING**

*Emily Keller✈, Laurel Morton, Kathryn Kent, Heather Hamilton, Brooke Sikora, Deanne Mraz Robinson, Thomas Rohrer, Michael Kaminer, Kenneth Arndt, Jeffrey S. Dover, SkinCare Physicians, Chestnut Hill, MA*

4:12 – 4:18 pm

15

#### **NON-ABLATIVE FRACTIONAL LASER TREATMENT FOR EARLY INTERVENTION OF TOTAL KNEE REPLACEMENT SCARS-PILOT STUDY**

*M. Michael Khair, Shivi Duggal, Natalie Trezza, Kenneth O. Rothaus, Charles N. Cornell, Hospital for Special Surgery, New York, NY*

✈ASLMS Travel Grant Recipient

\*Presenter

# Cutaneous Laser Surgery Session

Friday, April 4, 2014

2014 Annual Conference  
Pre-Conference Courses: April 2-3, 2014  
Annual Conference: April 4-6, 2014  
Phoenix Convention Center  
Phoenix, Arizona

## Cutaneous Laser Surgery (continued) – North Hall C

1:30 – 5:45 pm

**Directors:** Henry H.L. Chan, M.D., Ph.D., F.R.C.P., George J. Hruza, M.D., M.B.A.

4:19 – 4:25 pm

### Q&A

4:26 – 4:32 pm

16

### THE EFFECT OF MINIMIZING SCAR FORMATION OF EARLY FRACTIONAL CO<sub>2</sub> LASER RESURFACING

*Soochung Hong, Seungmin Nam, Eunsoo Park, Soonchunhyang University Hospital, Bucheon, Korea*

4:33 – 4:39 pm

(ePoster  
Available)

17

### USE OF THE 10,600nm CARBON DIOXIDE FRACTIONAL LASER ON SURGICAL SCARS FOLLOWING MOHS MICROGRAPHIC SURGERY

*Joseph Sobanko, Vasanop Vachiramon, Pinyo Rattanaumpawan, Christopher Miller, University of Pennsylvania, Philadelphia, PA, Ramathibodi Hospital, Mahidol University, Bangkok, Thailand*

4:40 – 4:46 pm

18

### TREATMENT OF HYPERTROPHIC BURN SCARS WITH DIFFERENT LASER MODALITIES

*Sigrid Blome-Eberwein, Patrick Pagella, Deborah Boorse, Christina Gogal, Lehigh Valley Health Network, Allentown, PA*

### STRIAE

4:47 – 4:53 pm

(ePoster  
Available)

19

### COMPARISON OF 1550nm FRACTIONAL LASER ALONE vs FRACTIONAL LASER PLUS INTENSE FOCUSED ULTRASOUND FOR TREATMENT OF STRIAE DISTENSAE

*Kira Minkis, Wareeporn Disphanurat, Meghan Dubina, Diana Bolotin, Michael Nodzenski, Emily Poon, Murad Alam, Northwestern University, University of Chicago, Chicago, IL*

4:54 – 5 pm

20

### COMBINED FRACTIONAL CO<sub>2</sub> LASER AND Nd:YAG LASER IN TREATMENT OF STRIAE DISTENSAE: A CLINICAL AND HISTOPATHOLOGICAL STUDY

*Eman Sharaawy, Dalia Abdel Halim\*, Yosra Abdel Galeil, Cairo, Egypt*

5:01 – 5:07 pm

### Q&A

### REJUVENATION

5:08 – 5:14 pm

(ePoster  
Available)

21

### CO<sub>2</sub> FRACTIONAL LASER: OBJECTIVE 6 MONTH FOLLOW UP USING HIGH RESOLUTION ULTRASOUND IMAGING AND CUTOMETRY

*Michael Naouri, Hugues Cartier, Jean Michel Mazer, Centre Laser International de le Peau, Paris, France, Centre Laser, Arras, France*

5:15 – 5:21 pm

22

### PROSPECTIVE PILOT EVALUATION OF A NOVEL UNIPOLAR FRACTIONAL ABLATIVE RADIOFREQUENCY DEVICE WITH DERMAL ROLLING MECHANISM IN FITZPATRICK SKIN TYPES III - V

*Hema Sundaram, Rockville, MD*

\*Presenter

# Cutaneous Laser Surgery Session

Friday, April 4, 2014

2014 Annual Conference  
Pre-Conference Courses: April 2-3, 2014  
Annual Conference: April 4-6, 2014  
Phoenix Convention Center  
Phoenix, Arizona

## Cutaneous Laser Surgery (continued) – North Hall C

**1:30 – 5:45 pm**

**Directors:** *Henry H.L. Chan, M.D., Ph.D., F.R.C.P., George J. Hruza, M.D., M.B.A.*

**5:22 – 5:28 pm      23      COMBINATION IPL AND NON-ABLATIVE FRACTIONAL MICRO-COMPRESSION OPTICS FOR SKIN REJUVENATION**

*Robert Weiss, Margaret Weiss, Karen Beasley, MD Laser Skin Vein Institute, Baltimore, MD*

### LATE-BREAKING ABSTRACT

**5:29 – 5:35 pm      LB2      EFFECTS OF POWER DENSITY AND PULSE MODULATION ON ABLATIVE FRACTIONAL LESION GEOMETRY**

*Garuna Kositratna, David Welford, Martin Jaspan, Matthew Louis Hibert, Dieter Manstein, Massachusetts General Hospital, Harvard Medical School, Boston, MA, Endeavour Laser Technologies, Inc., Hathorne, MA*

**5:36 – 5:45 pm      Q&A**

# Experimental and Translational Research Session

Friday, April 4, 2014

2014 Annual Conference  
Pre-Conference Courses: April 2-3, 2014  
Annual Conference: April 4-6, 2014  
Phoenix Convention Center  
Phoenix, Arizona

**Experimental and Translational Research – North 224 A&B**

**1:30 – 5:30 pm**

**Directors:** *James W. Tunnell, Ph.D., Tianyi Wang, Ph.D.*

## **Educational Needs**

These sessions promote understanding of basic processes of light interaction with tissue and cells, design of light-based diagnostic and therapeutic devices and techniques, and early translation of this knowledge to clinical application.

## **Participants**

Scientist, engineers, medical practitioners as well as other healthcare professionals involved in biomedical applications of lasers are invited to attend.

## **Background Requirements**

Participants should have a basic understanding or experience of how light interacts with tissues.

## **Instructional Content and/or Expected Learning Outcomes**

These sessions will provide attendees knowledge of cutting-edge advances in optical diagnostics and therapeutics, and their early translation to the clinical management of patients. Novel results are presented that will impact the development of new and more efficacious, light-based diagnostic and therapeutic devices and applications. Characterization of light sources and safety issues are also considered.

## **“Hot Topics”**

- New Applications of Fractional Laser Technology
- Low Level Light Therapy
- Novel Diagnostic and Therapeutic Applications of Nanoparticles
- Femtosecond Laser Surgery (Invited Speakers)
- Translational Optical Diagnostic Techniques (Invited Speakers)

## **DIAGNOSTIC IMAGING**

### **BEST STUDENT/RESIDENT AWARD RECIPIENT**

<b>1:30 – 1:41 pm</b> (ePoster Available)	<b>81</b>	<b>DUAL-MODALITY ENDOSCOPIC IMAGING OF CANCER IN MOUSE COLON</b> <i>Molly R. Keenan, Sarah J. Leung, Photini Rice, R. Andrew Wall, Jennifer K. Barton, The University of Arizona, Tucson, AZ</i>
<b>1:42 – 1:53 pm</b> (ePoster Available)	<b>82</b>	<b>CONFOCAL MICROSCOPY TO GUIDE LASER ABLATION OF BASAL CELL CARCINOMA</b> <i>Anthony Rossi, Heidy Sierra, Kishwer Nehal, Milind Rajadhyaksha, Memorial Sloan Kettering Cancer Center, New York, NY</i>
<b>1:54 – 2:05 pm</b> (ePoster Available)	<b>83</b>	<b>OPTICAL MARKERS THAT DISTINGUISH BENIGN MELANOCYTIC NEVI IN VIVO: A MULTIPHOTON MICROSCOPY STUDY</b> <i>Mihaela Balu, Christopher B. Zachary, Ronald M. Harris, Tatiana B. Krasieva, Karsten Koenig, Bruce J. Tromberg, Anthony J. Durkin, Kristen M. Kelly*, Beckman Laser Institute and Medical Clinic, University of California, Irvine, CA, JenLab, GmbH, Jena, Germany</i>

\*Presenter

# Experimental and Translational Research Session

Friday, April 4, 2014

2014 Annual Conference  
Pre-Conference Courses: April 2-3, 2014  
Annual Conference: April 4-6, 2014  
Phoenix Convention Center  
Phoenix, Arizona

**Experimental and Translational Research (continued) – North 224 A&B**

**1:30 – 5:30 pm**

**Directors:** *James W. Tunnell, Ph.D., Tianyi Wang, Ph.D.*

**2:06 – 2:17 pm      84      DYNAMIC *IN VIVO* OPTICAL RESOLUTION PHOTOACOUSTIC MICROSCOPY OF HUMAN SKIN WITH AN IMPROVED DEPTH RANGE**

*Bin Rao, Wangcun Jia, J. Stuart Nelson, Lihong Wang, Washington University, St. Louis, MO, Beckman Laser Institute and Medical Clinic, University of California, Irvine, CA*

**2:18 – 2:29 pm      85      CHARACTERIZATION OF SUBSURFACE BLOOD FLOW USING LASER SPECKLE IMAGING**

*Caitlin Regan➔, Julio C. Ramirez-San-Juan, Bernard Choi, Beckman Laser Institute and Medical Clinic, University of California, Irvine, CA, INAOE, Tonantzintla, Mexico*

## CAROLINE AND WILLIAM MARK MEMORIAL AWARD RECIPIENT

**2:30 – 2:44 pm      OPTICAL IMAGING – A TOOL FOR GUIDANCE AND CONTROL OF LASER THERAPY: REVIEW AND NEW PERSPECTIVES**

*Reginald Birngruber, Institute for Biomedical Optics, University Luebeck, Medical Lasercenter GmbH, Luebeck, Germany*

**2:45 – 3:29 pm      Break/Visit the Exhibits/Experts-in-the-Hall/ePosters – North Halls A&B**

## LASER-BASED THERAPY

**3:30 – 3:41 pm      86      A CLINICAL AND HISTOLOGIC STUDY OF SKIN TREATED WITH A PICO-SECOND ALEXANDRITE LASER COMPARING A UNIFORM TREATMENT SPOT AND A SPATIALLY MODULATED SPOT**  
*(ePoster Available)*

*Emil Tanghetti, Margo Tanghetti, Center for Dermatology and Laser Surgery, Sacramento, CA*

**3:42 – 3:53 pm      87      EFFECTS OF POLARIZATION ON LASER INDUCED OPTICAL BREAKDOWN THRESHOLD FOR SKIN REJUVENATION**  
*(ePoster Available)*

*Babu Varghese, Simona Turco, Valentina Bonito, Rieko Verhagen, Philips Research, Eindhoven, The Netherlands*

**3:54 – 4:05 pm      88      COMPARISON OF 532nm KTP AND 595nm PDL IN THE TREATMENT OF ERYTHEMATOUS SURGICAL SCARS: A RANDOMIZED, CONTROLLED, OPEN-LABEL STUDY**

*Terrence Keaney, Elizabeth Tanzi, Tina Alster, Washington Institute of Dermatologic Laser Surgery, Washington, DC*

➔ ASLMS Travel Grant recipient

# Experimental and Translational Research Session

Friday, April 4, 2014

2014 Annual Conference  
Pre-Conference Courses: April 2-3, 2014  
Annual Conference: April 4-6, 2014  
Phoenix Convention Center  
Phoenix, Arizona

**Experimental and Translational Research (continued) – North 224 A&B**

**1:30 – 5:30 pm**

**Directors:** *James W. Tunnell, Ph.D., Tianyi Wang, Ph.D.*

- |   |           |   |
|---|-----------|---|
| <b>4:06 – 4:17 pm</b><br>(ePoster<br>Available) | <b>89</b> | <b>PERCUTANEOUS LASER DISC DECOMPRESSION: INFLUENCE OF DIFFERENT WAVELENGTHS OVER DISCAL LESIONS</b><br><br><i>Helio Plapler, Marilia Mancini, Valeria Sella, Fernando Bomfim, Universidade Federal de São Paulo, São Paulo, Brazil, DMC Group, Inc., São Carlos, Brazil</i>  |
| <b>4:18 – 4:29 pm</b>                           | <b>91</b> | <b>SUBCUTANEOUS TISSUE RESPONSE BY HYPERTHERMIC TREATMENT USING A 1060nm LASER</b><br><br><i>Rafael Sierra, John Decorato, Bo Chen, Cynosure, Westford, MA, New York, NY</i>  |
| <b>4:30 – 4:41 pm</b>                           | <b>92</b> | <b>USE OF A MELANIN READER TO COMPARE TANNED AND UN-TANNED SKIN RESPONSE TO IPLS</b><br><br><i>Emil Tanghetti, James Childs, Center for Dermatology and Laser Surgery, Sacramento, CA, Cynosure, Westford, MA</i>   |
| <b>4:42 – 4:53 pm</b>                           | <b>93</b> | <b>ERBIUM LASERS APPRECIATED FOR VARIOUS MEDICAL APPLICATIONS BY UNDERSTANDING THE MECHANICAL AND THERMAL INTERACTIONS IN TISSUES</b><br><br><i>Rudolf Verdaasdonk, Albert van der Veen, Vladimir Lemberg, Dmitri Boutoussov, VU University Medical Center, Amsterdam, The Netherlands, Optomix, Santa Clara, CA, Biolase, Irvine, CA</i> |
| <b>4:54 – 5:05 pm</b><br>(ePoster<br>Available) | <b>94</b> | <b>SELECTIVE THERMAL ABLATION OF ATHEROSCLEROTIC PLAQUE BY HIGH POWER QUANTUM CASCADE LASER IN THE 5.7 MICROMETER WAVELENGTH RANGE</b><br><br><i>Keisuke Hashimura, Katsunori Ishii, Kunio Awazu, Osaka University, Suita, Japan</i>  |
| <b>5:06 – 5:17 pm</b>                           | <b>95</b> | <b>PRECLINICAL <i>IN VIVO</i> EVALUATION OF VASCULAR TARGETED NARROW BAND INTENSE PULSE LIGHT IRRADIATION ON NORMAL VASCULATURE</b><br><br><i>Wesley Moy✈, Joshua Yakel, Cecilia Osorio, Chelsea Pittman, Kristen Kelly, Bernard Choi, University of California, Irvine, CA</i>   |





### **PanAmerican Photodynamic Association (PAPDT)/ASLMS PDT – North 225 A&B 1:30 – 5:30 pm**

**Directors:** *Macrene R. Alexiades-Armenakas, M.D., Ph.D., Ron R. Allison, M.D., Merrill A. Biel, M.D., Ph.D.*

#### **Educational Needs**

Photodynamic Therapy is a light-based treatment that has shown excellent control of select cancers and infectious disease. This program will highlight the basic science of PDT including the fundamentals of photosensitizing agents, light sources and the ablative photodynamic reaction. We will also present clinical and translational science outcomes of current PDT trials. Invited expert speakers will review the state-of-the-art of this innovative treatment.

#### **Participants**

This activity is designed for clinicians, scientists, students and allied health care professionals interested in gaining a better understanding of PDT.

#### **Background Requirements**

No special background requirements are needed of the prospective participants.

#### **Instructional Content and/or Expected Learning Outcomes**

Upon completion of these presentations, the attendee will have gained an appreciation of the scientific and clinical fundamentals of PDT. It is expected that participants in these activities will identify gaps in their knowledge, competence or performance.

#### **“Hot Topics”**

- **The Use of Daylight to Treat Skin Cancer**  
Skin cancer is the most common cancer in the world and the cost to treat these lesions is astronomical. PDT may be able to offer highly successful therapy with the cost effective option of sunlight.
- **Minimally Invasive Treatment of Head and Neck Cancer by Light**  
Head and neck cancers are often treated by extensive surgery and radiation therapy. While successful, side effects can be severe and permanent including loss of swallowing and loss of taste. PDT may be able to treat many of these patients without the risk of these side effects.
- **PDT to Treat Infections**  
Antibiotics are losing their efficacy in the war on infections. PDT is an innovative and highly successful means to treat infections caused by bacteria and even viruses. PDT may one day serve as a means of disinfection for our hospitals and food supply.
- **PDT to Treat Esophageal Cancer**  
Esophageal cancer is aggressive and survival rates remain poor. PDT may offer a chance at long term survival even in patients who failed chemotherapy and radiation.

**1:30 – 1:44 pm**

#### **WELCOME AND INTRODUCTION**

*Macrene R. Alexiades-Armenakas, Ron R. Allison, Merrill A. Biel*

**1:45 – 2:04 pm**

#### **PDT FUNDAMENTALS**

*Ron Allison, 21C Oncology, Greenville, NC*

**2:05 – 2:19 pm**

#### **PHOTOSENSITIZERS**

*Macrene R. Alexiades-Armenakas, Dermatology and Laser Surgery, New York, NY*



### PAPDT/ASLMS PDT (continued) – North 225 A&B

**1:30 – 5:30 pm**

**Directors:** *Macrene R. Alexiades-Armenakas, M.D., Ph.D., Ron R. Allison, M.D., Merrill A. Biel, M.D., Ph.D.*

**2:20 – 2:44 pm**

#### LIGHT SOURCES

*Thomas S. Mang, SUNY at Buffalo School of Dental, Buffalo, NY*

**2:45 – 3:29 pm**

#### Break/Visit the Exhibits/Experts-in-the-Hall/ePosters – North Halls A&B

### DERMATOLOGY SECTION

**Co-Chairs:** *Macrene R. Alexiades-Armenakas, Ron R. Allison*

#### BEST STUDENT/RESIDENT AWARD RECIPIENT

- |  |            |  |
|--|------------|--|
| <b>3:30 – 3:44 pm</b>                        | <b>136</b> | <b>THE PHOTODYNAMIC THERAPY EXPERIENCE OF A HIGH VOLUME LASER AND DERMATOLOGIC SURGERY CENTER</b><br><i>Bradley Bloom</i> →, <i>David E. Orbuch, Joshua M. Greenbaum, Jeremy A. Brauer, Leonard J. Bernstein, Elizabeth K. Hale, Julie K. Karen, Lori A. Brightman, Elliot T. Weiss, Robert T. Anolik, Roy G. Geronemus, New York University School of Medicine, Laser &amp; Skin Surgery Center of New York, New York, NY</i> |
| <b>3:45 – 3:59 pm</b><br>(ePoster Available) | <b>137</b> | <b>QUANTITATIVE VOLUMETRIC CHANGES AFTER CONVENTIONAL ALA-PDT COMPARED TO A NEW INHIBITORY PDT METHOD TO REDUCE INFLAMMATION IN A PRELIMINARY STUDY</b><br><i>Bradford Ferrick</i> →, <i>Leonid Izikson, Omar Ibrahimi, H. Ray Jalian, Daniela Kroshinsky, R. Rox Anderson, Fernanda Sakamoto, Wellman Center for Photomedicine, Massachusetts General Hospital, Harvard Medical School, Boston, MA</i>                        |
| <b>4 – 4:14 pm</b><br>(ePoster Available)    | <b>138</b> | <b>CLINICAL RESPONSE OF VULVAR LICHEN SCLEROSUS TO PHOTODYNAMIC THERAPY USING METHYLENE BLUE AND RL50® LIGHT SOURCE</b><br><i>Renata Belotto, João Paulo Tardivo, Mauricio Baptista, Roberto Santos, Rosangela Itri, São Paulo, Brazil</i>   |
| <b>4:15 – 4:29 pm</b>                        | <b>139</b> | <b>ABLATIVE FRACTIONAL LASER AND METHYL AMINOLEVULINATE: IMPORTANCE OF LASER DENSITIES, DRUG CONCENTRATION AND INCUBATION TIME</b><br><i>Christina S. Haak, Kaare Christiansen, Andres M. Erlendsson, Elisabeth H. Taudorf, Daniel Thaysen-Petersen, Merete Haedersdal, Bispebjerg University Hospital, Copenhagen, Denmark, Dia-Medico ApS, Gentofte, Denmark</i>   |

→ ASLMS Travel Grant recipient



### PAPDT/ASLMS PDT (continued) – North 225 A&B

**1:30 – 5:30 pm**

**Directors:** *Macrene R. Alexiades-Armenakas, M.D., Ph.D., Ron R. Allison, M.D., Merrill A. Biel, M.D., Ph.D.*

- |                       |            |  |
|-----------------------|------------|--|
| <b>4:30 – 4:44 pm</b> | <b>140</b> | <p><b>NOVEL DELIVERY OF PHOTODYNAMIC THERAPY FOR ACTINIC KERATOSIS IN ORGAN TRANSPLANT RECIPIENTS: COMBINATION OF ABLATIVE FRACTIONAL LASER, METHYL AMINOLEVULINATE AND DAYLIGHT ENHANCES EFFICACY AND MINIMIZES PAIN</b></p> <p><i>Katrine Togsverd-Bo, Ulrikke Lei, Andres Erlendsson, Elisabeth H. Taudorf, Hans Christian Wulf, Lone Skov, Merete Haedersdal*, Bispebjerg University Hospital, Gentofte University Hospital, Copenhagen, Denmark</i></p> |
| <b>4:45 – 4:59 pm</b> | <b>141</b> | <p><b>A SPLIT FACE EVALUATION OF A NOVEL TOPICAL OXYGEN EMULSION ON THE HEALING PROCESS FOLLOWING PHOTODYNAMIC THERAPY: A PILOT STUDY</b></p> <p><i>David Kent, James Neiner, United States Army Medical Corps, Macon, GA</i></p>  |
| <b>5 – 5:09 pm</b>    | <b>142</b> | <p><b>DAYLIGHT PHOTODYNAMIC THERAPY: A REVIEW OF OUR EXPERIENCE WITH 40 CASES</b></p> <p><i>Kathryn Serowka, Whitney Hovenic, Kaity Ball, Christopher Zachary, University of California, Irvine, CA</i></p>  |
| <b>5:10 – 5:19 pm</b> | <b>143</b> | <p><b>TREATMENT PLANNING OF NON-MELANOMA SKIN CANCER WITH MULTIMODAL IMAGING</b></p> <p><i>Ulas Sunar, Dan Rohrbach, Ken Keymel, Ann Paquette, Janet Morgan, Nathalie Zeitouni, Roswell Park Cancer Institute, Buffalo, NY</i></p>   |
| <b>5:20 – 5:30 pm</b> | <b>144</b> | <p><b>PRE-TREATMENT WITH TOPICAL 5 FLUOROURACIL ENHANCES THE EFFICACY OF ALA PDT FOR THE TREATMENT OF ACTINIC KERATOSES: RESULTS OF A RANDOMIZED, CONTROLLED CLINICAL TRIAL WITH POST-TREATMENT 5-FU CHALLENGE</b></p> <p><i>Emil Tanghetti, Margo Tanghetti, Center for Dermatology and Laser Surgery, Sacramento, CA</i></p>   |

*\*Presenter*

# Photobiomodulation Session

Friday, April 4, 2014

2014 Annual Conference  
Pre-Conference Courses: April 2-3, 2014  
Annual Conference: April 4-6, 2014  
Phoenix Convention Center  
Phoenix, Arizona

**Photobiomodulation – North 222 A&B**

**1:30 – 5:30 pm**

**Directors:** *Juanita J. Anders, Ph.D., Leonardo Longo, M.D., Michael R. Hamblin, Ph.D.*



**The Photobiomodulation session will be held in collaboration with the North American Association for Light Therapy (NAALT).**

## **Educational Needs**

The purpose of this session is to present and discuss the latest findings on basic mechanisms of photobiomodulation, pre-clinical and clinical investigations on the critical parameters, mechanism, and effectiveness of light as a therapy for a broad range of clinical applications. Light and its photonic effects and photomedicine in general have gained recognition as an area of innovative and novel research with significant clinical implications.

## **Participants**

Scientists, engineers, medical practitioners, individuals in industry and other health care professionals involved in biomedical applications of light are invited to participate in these sessions.

## **Background Requirements**

Participants should have an understanding of light interaction with biological tissues and basic and clinical research.

## **Instructional Content and/or Expected Learning Outcomes**

This session will provide the latest data on basic science and clinical application of light in a wide spectrum of applications. The participants will increase their knowledge in this area and hopefully be stimulated to formulate new ideas to identify the mechanisms involved and the critical parameters needed for successful clinical application of light.

## **“Hot Topics”**

- Effects of Near-Infrared Light on Mitochondrial Signaling
- Photobiomodulation of Acute Inflammation
- Transcranial Light Penetration in Human Cadaver Brains
- Photobiomodulation of Stem Cells: Directed Differentiation and Post-Ischemic Tissue Repair
- Plaque Characterization Using Hybrid OCT and Two-Photon Luminescence Imaging

## **PHOTOBIMODULATION: BASIC SCIENCE AND PRE-CLINICAL STUDIES**

<b><u>INVITED SPEAKER</u></b>	
<b>1:30 – 1:55 pm</b>	<b>EFFECT OF NEAR-INFRARED LIGHT EXPOSURE ON MITOCHONDRIAL IN SKELETAL MUSCLE</b> <i>Peter J. Adhihetty</i> , College of Health and Human Performance, University of Florida, Gainesville, FL
<b>1:56 – 1:59 pm</b>	<b>Discussion</b>

# Photobiomodulation Session

Friday, April 4, 2014

2014 Annual Conference  
Pre-Conference Courses: April 2-3, 2014  
Annual Conference: April 4-6, 2014  
Phoenix Convention Center  
Phoenix, Arizona

**Photobiomodulation (continued) – North 222 A&B**

**1:30 – 5:30 pm**

**Directors:** *Juanita J. Anders, Ph.D., Michael R. Hamblin, Ph.D., Leonardo Longo, M.D.*

## BEST STUDENT/RESIDENT AWARD RECIPIENT

**2 – 2:10 pm      157      LIGHT EMITTING DIODE-GENERATED BLUE LIGHT MODULATES FIBROBLAST PROLIFERATION, MIGRATION SPEED AND REACTIVE OXYGEN SPECIES**

*Andrew Mamalis*→, *Manveer Garcha*, *Gail Sckisel*, *Jared Jagdeo*\*, University of California-Davis, Sacramento, CA

**2:11 – 2:14 pm      Discussion**

**2:15 – 2:25 pm      158      EFFECT OF LLLT ON THE LEVEL OF ATP AND ROS FROM CULTURED ORGAN OR CORTI CELLS OF RATS**

*(ePoster Available)*

*ChungKu Rhee*, *So-Young Chang*, *Jin-Chul Ahn*, *Sungkyoo Lim*, *Jae-Yun Jung*, Dankook University College of Medicine and Medical Laser Research Center, Cheonan-si, Korea

**2:26 – 2:29 pm      Discussion**

**2:30 – 2:40 pm      159      PROTECTIVE EFFECTS OF RED LIGHT ON DIFFERENTIATED PC12 CELLS AGAINST HYDROGEN PEROXIDE INDUCED APOPTOSIS**

*Ling Zhu*, *Timon Cheng-Yi Liu*\*, *Xiao-Yun Li*, *Song-Hao Liu*, Guangzhou, Guangdong, People's Republic of China

**2:41 – 2:44 pm      Discussion**

**2:45 – 3:29 pm      Break/Visit the Exhibits/Experts-in-the-Hall/ePosters – North Halls A&B**

## INVITED SPEAKER

**3:30 – 3:54 pm      HOW MANY MICE ARE NEEDED FOR THE SCIENCE OF LIGHT THERAPY?**

*Hans Romberg*, Romberg Medizintechnik, Stutensee, Baden-Württemberg, Germany

**3:55 – 3:59 pm      Discussion**

**4 – 4:10 pm      160      A STUDY OF THE EFFECTS OF OF LLLT USING RED AND NIR WAVELENGTH LEDS ON ACUTE INFLAMMATION IN A RODENT MODEL**

*(ePoster Available)*

*Raymond J. Lanza fame*, *Istvan Stadler*, *Carol Gell*, *Danielle Macario*, Raymond J. Lanza fame, MD PLLC, Rochester General Hospital, Rochester, NY, Johnson & Johnson Consumer and Personal Products, Skillman, NJ

**4:11 – 4:14 pm      Discussion**

→ ASLMS Travel Grant recipient

\*Presenter

# Photobiomodulation Session

Friday, April 4, 2014

2014 Annual Conference  
Pre-Conference Courses: April 2-3, 2014  
Annual Conference: April 4-6, 2014  
Phoenix Convention Center  
Phoenix, Arizona

## Photobiomodulation (continued) – North 222 A&B

1:30 – 5:30 pm

**Directors:** *Juanita J. Anders, Ph.D., Leonardo Longo, M.D., Michael R. Hamblin, Ph.D.*

**4:15 – 4:25 pm**      **161**      **LOW LEVEL LIGHT THERAPY CAN IMPROVE WOUND HEALING IN AN EXPERIMENTAL MODEL OF CHRONIC KIDNEY DISEASE**  
(ePoster Available)  
*John Kevin Hix, Stephen Silver, Istvan Stadler\*, Jamie Bucher, Sumangaly Thambialayah, Jeff Blackman, Ralph Pennino, Rochester General Hospital, Sahler Animal Lab Rochester, Rochester, NY*

**4:26 – 4:29 pm**      **Discussion**

**4:30 – 4:40 pm**      **PHOTOBIMODULATION FOR DIRECTED DIFFERENTIATION OF STEM CELLS**  
*Praveen Arany, ACI, CRCU/OPCB/NIDCR/NIH, Bethesda, MD*

**4:41 – 4:44 pm**      **Discussion**

### INVITED SPEAKER

**4:45 – 5:10 pm**      **AUTO-SIMULTANEOUS LLLT**  
*Toshio Ohshiro, Japan Medical Laser Laboratory/Ohshiro Clinic, Shinanomachi, Tokyo, Japan*

**5:11 – 5:14 pm**      **Discussion**

### LATE-BREAKING ABSTRACT

**5:15 – 5:25 pm**      **LB12**      **EFFECTS OF LOW-LEVEL LASER THERAPY ON DERMAL PAPILLA CELL PROLIFERATION AND INSULIN-LIKE GROWTH FACTOR-1 SECRETION FROM BALDING HAIR FOLLICLES**  
*Ratchathorn Panchaprateep✈, Girish Munavalli, Kongsak Soontrapa, Chulalongkorn University, King Chulalongkorn Memorial Hospital, Bangkok, Thailand, Dermatology, Laser, and Vein Specialists of the Carolinas, PLLC, Charlotte, NC*

**5:25 – 5:30 pm**      **Discussion**

✈ ASLMS Travel Grant recipient  
\*Presenter



## Surgical Applications and Interstitial Laser Therapy – North 222C

1:30 – 5:30 pm

**Directors:** *Raymond J. Lanza fame, M.D., M.B.A., Carson Wong, M.D.*

### **Educational Needs**

This session will present and discuss topical surgical applications in a variety of disciplines including dentistry, general surgery, neurosurgery, ophthalmology, otolaryngology, plastic surgery, and surgical research. Relevant clinical and laboratory investigations and patient outcomes will be highlighted. It is expected that interdisciplinary interaction and dialogue regarding laser tissue interaction, clinical and basic research results will provide new insights and meet the educational need of participants attending these sessions.

### **Participants**

Any scientist, student, engineer, medical practitioner, and personnel involved in other aspects of health care, and/or industries, as well as all with an interest in these topical areas are invited to attend.

### **Background Requirements**

Individuals who participate in the session should have a basic interest in laser medicine and surgery and the potential applications of these technologies. Although it is not a prerequisite, attendees would ideally have some basic understanding of laser tissue interactions. Individual attendees do not need to have significant experience or expertise in laser medicine or surgery.

### **Instructional Content and/or Expected Learning Outcomes**

This session will provide cutting-edge information on surgical applications. Participants will sample a menu of scientific presentations and have the opportunity to discuss findings with presenters, colleagues and peers. Participants are expected to increase their knowledge regarding basic science and clinical applications. After engaging in this educational activity, participants will be able to describe current techniques, describe histology following treatment, and discuss improvements in clinical practice and clinical outcomes. It is hoped that dialogue and didactic material will enable the participants to formulate new ideas and apply new techniques and principles to solve clinical and basic science problems relevant to their scope of practice.

### **“Hot Topics”**

- Wireless, Portable Low-Cost Screening for Oral Cancer
- Q-Band EPR Dosimetry for Tooth Enamel Biopsy Samples
- Effect of CO<sub>2</sub> Laser and Fluoride Dentifrice on Demineralization Around Orthodontic Brackets
- Ultrasound Guided Intralesional Laser Treatment of Vascular Malformations and Deep Hemangiomas
- Diagnostic Performance of Laser Fluorescence and OCT in a Dental Office Setting
- Biogel Injection in Scar Tissue Enabled by Ultrafast Laser Ablation: Model for Treatment of Vocal Fold Scar
- Arborizing Catheter for Fiber Optic Tools in the Brain
- Laser-Assisted Body Contouring With a Novel Fiber for Targeted Energy Delivery for Simultaneous Treatment of Skin and Adipose Tissue
- Feasibility of Modulating Healing Tissue Response by Intense Therapy Ultrasound in Musculoskeletal Tissue
- Photodynamic Removal of Rectal Mucosa in a Postoperative Patient With Residual Microscopic Cancer After ULAR

## **DEVICES AND THERAPIES**

### **BEST STUDENT/RESIDENT AWARD RECIPIENT**

<b>1:30 – 1:43 pm</b> (ePoster Available)	<b>172</b>	<b>ARBORIZING CATHETER FOR FIBEROPTIC TOOLS IN THE BRAIN</b> <i>Rudy Andriani</i> →, R. Lyle Hood, John Robertson, John Rossmeisl, Christopher Rylander, School of Biomedical Engineering and Sciences, Virginia Tech, Virginia-Maryland Regional College of Veterinary Medicine, Blacksburg, VA
--	------------	---

→ ASLMS Travel Grant recipient

## Surgical Applications and Interstitial Laser Therapy (continued) – North 222C 1:30 – 5:30 pm

**Directors:** *Raymond J. Lanzaforme, M.D., M.B.A., Carson Wong, M.D.*

- |  |            |  |
|--|------------|--|
| <b>1:44 – 1:57 pm</b><br>(ePoster Available) | <b>173</b> | <b>LASER-ASSISTED BODY CONTOURING WITH A NOVEL FIBER FOR TARGETED ENERGY DELIVERY: A NEW MODALITY FOR SIMULTANEOUS TREATMENT OF SKIN AND ADIPOSE TISSUE</b><br><br><i>Christine Petti, Jacqueline Stoneburner, Laura McLaughlin, Palos Verdes Plastic Surgery Medical Center, Inc., Torrance, CA, University of Notre Dame, Notre Dame, IN, Washington University, St. Louis, MO</i> |
| <b>1:58 – 2:11 pm</b><br>(ePoster Available) | <b>174</b> | <b>FEASIBILITY OF MODULATING HEALING TISSUE RESPONSE BY INTENSE THERAPY ULTRASOUND IN MUSCULOSKELETAL TISSUE</b><br><br><i>Michael Slayton, Jennifer Barton, Guided Therapy Systems, Mesa, AZ, University of Arizona, Tucson, AZ</i>   |
| <b>2:12 – 2:25 pm</b><br>(ePoster Available) | <b>175</b> | <b>PHOTODYNAMIC REMOVAL OF RECTAL MUCOSA IN A POSTOPERATIVE PATIENT WITH RESIDUAL MICROSCOPIC CANCER AFTER ULAR</b><br><br><i>Wanwan Li, Yong Chen, Xiongying Miao, Xiaofeng Deng, Kuijie Liu, Yu Wen, Hua Zhao, Li Xiong, Changsha, Human, China</i>  |
| <b>2:26 – 2:39 pm</b>                        | <b>176</b> | <b>LOW LEVEL LASER THERAPY PREVENTS COMPLICATIONS POST LAMINECTOMY</b><br><br><i>Vanessa Holanda➔, Benedito Pereira, Kelly Ferreira, Flavia Greiffo, Jean Oliveira, Cristiane Franca, Daniela Silva, Miguel Ontaneda, Nathali Pinto, Maria Cristina Chavantes, Beneficencia of São Paulo Hospital, Nove de Julho University, São Paulo, Brazil</i>                                   |

### LATE-BREAKING ABSTRACT

- |                       |             |   |
|-----------------------|-------------|---|
| <b>2:40 – 2:53 pm</b> | <b>LB20</b> | <b>COMPARISON OF THREE-DIMENSIONAL OPTICAL COHERENCE TOMOGRAPHY RECONSTRUCTION OF NEW ZEALAND WHITE RABBIT AIRWAYS</b><br><br><i>Marlon Maducdoc➔, Amy Yau, Brian J.F. Wong, Beckman Laser Institute and Medical Clinic, University of California, Irvine, CA</i> |
|-----------------------|-------------|---|

**2:54 – 3:29 pm Break/Visit the Exhibits/Experts-in-the-Hall/ePosters – North Halls A&B**

### ORAL AND MAXILLOFACIAL SURGERY

- |  |            |   |
|--|------------|---|
| <b>3:30 – 3:43 pm</b><br>(ePoster Available) | <b>177</b> | <b>WIRELESS-BASED, PORTABLE LOW-COST SCREENING FOR ORAL CANCER BY BASIC HEALTH CARE WORKERS</b><br><br><i>John Biren-Fetz➔, Andrew E. Heidari, Amritha Suresh, M. Abraham Kuriakose, Joel B. Epstein, Zhongping Chen, Petra Wilder-Smith, Beckman Laser Institute and Medical Clinic, University of California, Irvine, CA, Mazumdar Shaw Cancer Center, Bangalore, India, City of Hope, Duarte, CA</i> |
| <b>3:44 – 3:57 pm</b>                        | <b>178</b> | <b>ULTRASOUND GUIDED INTRALESIONAL LASER TREATMENT OF VASCULAR MALFORMATIONS AND DEEP HEMANGIOMAS BY 1470nm LASER</b><br><br><i>Roman Smucler, Zdenek Ott, Charles University, Asklepion, Prague, Czech Republic</i>  |

➔ ASLMS Travel Grant recipient

**Surgical Applications and Interstitial Laser Therapy (continued) – North 222C 1:30 – 5:30 pm**

**Directors:** *Raymond J. Lanza fame, M.D., M.B.A., Carson Wong, M.D.*

- 3:58 – 4:11 pm**      **179**      **BIOGEL INJECTION IN SCAR TISSUE ENABLED BY ULTRAFAST LASER ABLATION: MODEL FOR TREATMENT OF VOCAL FOLD SCAR**  
(ePoster Available)  
*Murat Yildirim, Onur Ferhanoglu, James Kobler, Steven Zeitels, Adela Ben-Yakar, University of Texas at Austin, Austin, TX, Center for Laryngeal Surgery and Voice Rehabilitation, Massachusetts General Hospital, Boston, MA*

**DENTISTRY**

- 4:12 – 4:25 pm**      **180**      **Q-BAND EPR DOSIMETRY FOR TOOTH ENAMEL BIOPSY SAMPLES**  
*Prabhakar Misra, Tania De, Alexander Romanyukha, Barry Pass, Howard University, Washington, DC, Community College of Baltimore County, Catonsville, MD, Uniformed Services University of the Health Sciences, Bethesda, MD*
- 4:26 – 4:39 pm**      **181**      **EFFECT OF CO<sub>2</sub> LASER AND FLUORIDE DENTRIFRICE ON DEMINERALIZATION AROUND ORTHODONTIC BRACKETS - AN IN SITU STUDY**  
*Livia Rodrigues, Thais Parisotto, Carolina Steiner-Oliveira, Lidiany Azevedo, Cinthia Tabchoury, Marines Nobre-dos-Santos, UNICAMP, São Paulo, Brazil, Fortaleza, Brazil*
- 4:40 – 4:53 pm**      **182**      **OPTICAL APPROACH TO EVALUATING THE EFFECTS OF A NOVEL DENTAL GEL ON ORAL BIOFILM**  
(ePoster Available)  
*Sara Sabokpey✈, John Biren-Fetz, Tatiana B. Krasieva, Mohammad Dadkhah, Na Eun Chung, Janet Ajdaharian, Cherie Wink, Petra Wilder-Smith, Beckman Laser Institute and Medical Clinic, University of California, Irvine, CA, School of Dental Hygiene, Concorde Career College, Garden Grove, CA*
- 4:54 – 5:07 pm**      **183**      **DIAGNOSTIC PERFORMANCE OF LASER FLUORESCENCE AND OCT IN A DENTAL OFFICE SETTING**  
*Stephanie Mansour, Janet Ajdaharian, Tasneem Nabelsi, Gregory Chan, Brian Jow, Dillen Kohanchi, Petra Wilder-Smith\*, Beckman Laser Institute and Medical Clinic, University of California, Irvine, CA*
- 5:08 – 5:21 pm**      **184**      **PREVALENCE OF VERY EARLY TOOTH DECAY (DEMINERALIZATION) IN ACTIVE ADULTS AGES 65-74**  
(ePoster Available)  
*Daniel Kohanchi✈, John Biren-Fetz, Na Eun Chung, Sharif Mohammad, Petra Wilder-Smith, Jennifer Holtzman, Beckman Laser Institute and Medical Clinic, University of California, Irvine, CA, UCLA School of Dentistry, Los Angeles, CA*

**LATE-BREAKING ABSTRACT**

- 5:22 – 5:30 pm**      **LB21**      **THE INFLUENCE OF POSTERIOR-CAPSULE-OPACIFICATION TYPES ON THE TOTAL-PULSE ENERGY REQUIRED FOR Nd:YAG CAPSULOTOMY**  
*Gregor Hawlina, Peter Gregorcic, Janez Mozina, Brigita Drnovsek Olup, Eye Hospital, University Medical Centre, University of Ljubljana, Ljubljana, Slovenia*

✈ ASLMS Travel Grant Recipient

\*Presenter

**Endovenous Laser Ablation Expert Panel – North 227 B&C**

**7:30 – 9:30 am**

**Panelists:** *Daniel P. Friedmann, M.D., Mitchel P. Goldman, M.D., Thomas Proebstle, M.D., Ph.D., Robert A. Weiss, M.D.*

**Objectives:** This session is intended for practicing physicians who would like to understand the process of endovenous laser and RF ablation. The panel will focus on how to diagnose insufficiency of the great and small saphenous veins and when it is appropriate to treat. Panel topics include: 1) comparison of lasers of different wavelengths versus radiofrequency with attention to the science of each; 2) importance of proper anesthesia techniques such as tumescent anesthesia, and 3) use of sclerosants such as polidocanol as an adjunct to treatment by endovenous energy application to the saphenous system.

***EXHIBITOR RECEPTION AND  
SILENT AUCTION  
TONIGHT!***

***NORTH HALLS A&B  
5:30 – 7:00 PM***

# Clinical Application Workshop

(Intermediate/Advanced)  
Saturday, April 5, 2014

2014 Annual Conference  
Pre-Conference Courses: April 2-3, 2014  
Annual Conference: April 4-6, 2014  
Phoenix Convention Center  
Phoenix, Arizona

Workshop included in full access conference registration fee. CME credits and CE contact hours available.

## Controversies in Laser Energy Devices – North Hall C

7 - 9 am

**Directors:** *Michael S. Kaminer, M.D., Thomas E. Rohrer, M.D., Christopher B. Zachary, M.B.B.S., F.R.C.P.*

**Faculty:** *R. Rox Anderson, M.D., Brian S. Biesman, M.D., Suzanne L. Kilmer, M.D., Mark Lupin, M.D., Mark S. Nestor, M.D., Ph.D., Deanne Mraz Robinson, M.D., Elizabeth L. Tanzi, M.D., Mark B. Taylor, M.D., Nathan S. Uebelhoer, D.O., Robert A. Weiss, M.D., Brian D. Zelickson, M.D.*

**Panel Members:** *Kenneth A. Arndt, M.D., Murad Alam, M.D., MSCI, Michael S. Kaminer, M.D., Thomas E. Rohrer, M.D., E. Victor Ross, M.D., Christopher B. Zachary, M.B.B.S., F.R.C.P.*

### ACCME Accreditation Statement

The American Society for Laser Medicine and Surgery, Inc. is accredited by the Accreditation Council for Continuing Medical Education to provide continuing medical education for physicians.

### Continuing Medical Education Credit

The American Society for Laser Medicine and Surgery, Inc. designates this live activity for a maximum of 2 *AMA PRA Category 1 Credit(s)*<sup>TM</sup>. Physicians should claim only the credit commensurate with the extent of their participation in the activity.

### Continuing Education Credit

This offering by the ASLMS, in conjunction with Professional Medical Education Association is accredited for 2.4 contact hours. Professional Medical Education Association is approved by the California Board of Registered Nursing, Provider # CEP 12386. Note: Most State Boards of Nursing accept another State Board's approval for granting credits. Check with the Board of Nursing in your state for clarification. Certificates of Attendance will be provided. **You will receive a statement of CE contact hours after the Annual Conference.**

### Educational Needs

This activity will educate physicians about and foster discussion on some of the more controversial issues in cutaneous laser, light and energy devices.

### Participants

This activity is designed for all physicians practicing with or conducting research on cutaneous lasers, lights or other energy devices.

### Background Requirements

No specific background requirements for this activity are required.

### Instructional Content and/or Expected Learning Outcomes

It is expected that the participants will have increased knowledge about devices and techniques to treat acne, melasma, tattoos, and fat, increased knowledge of how to structure their fee schedules, and increased knowledge about using energy devices to treat nail fungus.

- |                |  |
|----------------|--|
| 7 - 7:04 am    | Introduction and Pre-Test – <i>Thomas E. Rohrer, Christopher B. Zachary, Michael S. Kaminer</i>                                      |
| 7:05 - 7:14 am | What is the Best Way to Tighten the Skin Without a Scalpel? – <i>Suzanne L. Kilmer, Elizabeth L. Tanzi (Murad Alam panel member)</i> |
| 7:15 – 7:44 am | To Expand or Not Expand Your Practice, That is the Question – <i>Mark S. Nestor, Mark Lupin (Michael S. Kaminer panel member)</i>    |
| 7:45 – 7:59 am | Acne Scar Treatment: What is the Best Approach? – <i>Mark B. Taylor, Nathan S. Uebelhoer (Kenneth A. Arndt panel member)</i>         |

# Clinical Application Workshop

(Intermediate/Advanced)  
Saturday, April 5, 2014

2014 Annual Conference  
Pre-Conference Courses: April 2-3, 2014  
Annual Conference: April 4-6, 2014  
Phoenix Convention Center  
Phoenix, Arizona

## Controversies in Laser Energy Devices (continued) – North Hall C

**7 - 9 am**

**Directors:** *Michael S. Kaminer, M.D., Thomas E. Rohrer, M.D., Christopher B. Zachary, M.B.B.S., F.R.C.P.*

- |                |  |
|----------------|--|
| 8 – 8:19 am    | Body Contouring Devices. How Well Do They Work and What Works Best? – <i>Deanne Mraz Robinson, Robert A. Weiss</i> ( <i>Christopher B. Zachary</i> panel member) |
| 8:20 – 8:39 am | Consumer Devices: Do They Really Work? – <i>Brian S. Biesman, Brian D. Zelickson</i> ( <i>Thomas E. Rohrer</i> panel member)                                     |
| 8:40 – 8:58 am | What is the Next Big Thing? – <i>R. Rox Anderson, (E. Victor Ross</i> panel member)  |
| 8:59 – 9 am    | Conclusion and Post-Test - <i>Thomas E. Rohrer, Christopher B. Zachary, Michael S. Kaminer</i>   |



# Clinical Application Workshop

(Intermediate/Advanced)  
Saturday, April 5, 2014

2014 Annual Conference  
Pre-Conference Courses: April 2-3, 2014  
Annual Conference: April 4-6, 2014  
Phoenix Convention Center  
Phoenix, Arizona

Workshop included in full access conference registration fee. CME credits and CE contact hours available.

## **The Skinny on Fat Reduction and Skin Tightening – North 224 A&B**

**7:00 – 9:00 am**

**Directors:** *Mathew M. Avram, M.D., J.D., A. Jay Burns, M.D., Robert A. Weiss, M.D.*

**Faculty:** *Barry E. DiBernardo, M.D., Brian M. Kinney, M.D.*

### **ACCME Accreditation Statement**

The American Society for Laser Medicine and Surgery, Inc. is accredited by the Accreditation Council for Continuing Medical Education to provide continuing medical education for physicians.

### **Continuing Medical Education Credit**

The American Society for Laser Medicine and Surgery, Inc. designates this live activity for a maximum of 2 *AMA PRA Category 1 Credit(s)*<sup>™</sup>. Physicians should claim only the credit commensurate with the extent of their participation in the activity.

### **Continuing Education Credit**

This offering by the ASLMS, in conjunction with Professional Medical Education Association is accredited for 2.4 contact hours. Professional Medical Education Association is approved by the California Board of Registered Nursing, Provider # CEP 12386. Note: Most State Boards of Nursing accept another State Board's approval for granting credits. Check with the Board of Nursing in your state for clarification. Certificates of Attendance will be provided. ***You will receive a statement of CE contact hours after the Annual Conference.***

### **Educational Needs**

This activity will allow the attendee to better understand the broad range of available equipment and devices to address fat reduction and body contouring, understand the technical considerations needed to perform fat reduction and body contouring and to understand the risks and benefits of each technology along with clinical expectations.

### **Participants**

This activity is designed for physicians or those who work with physicians performing fat removal treatments. Those who are potentially interested in providing or referring for fat removal or body contouring treatments would also benefit.

### **Background Requirements**

Participants should have knowledge of fat, muscle and skin physiology and anatomy. This activity is designed to provide information but not to certify anyone in any particular technique.

### **Instructional Content and/or Expected Learning Outcomes**

The instructional content will include updated information of expected outcomes, risks, and benefits of fat reduction and body contouring technologies including various radiofrequency delivery systems, thermal and non-thermal ultrasound, cryolipolysis, low level light, laser assisted liposuction, as well as upcoming considerations and technologies.

7 – 7:09 am	Introduction and Pre-Test – <i>A. Jay Burns</i>
7:10 – 7:25 am	Fat Reduction by Ultrasound and Cryolipolysis: Optimizing Outcomes With Established Technology – <i>Mathew M. Avram</i>
7:26 – 7:41 am	Large Field RF, Non-Thermal Focused Ultrasound – <i>Robert A. Weiss</i>
7:42 – 7:57 am	Reduction via Minimally Invasive Radiofrequency – <i>Brian M. Kinney</i>
7:58 – 8:13 am	Laser Liposuction and Invasive Cellulite – <i>Barry E. DiBernardo</i>
8:14 – 8:50 am	Panel/Q&A
8:51 – 9 am	Post-Test and Conclusion – <i>A. Jay Burns</i>

# Clinical Application Workshop

(Intermediate/Advanced)  
Saturday, April 5, 2014

2014 Annual Conference  
Pre-Conference Courses: April 2-3, 2014  
Annual Conference: April 4-6, 2014  
Phoenix Convention Center  
Phoenix, Arizona

Workshop included in full access conference registration fee. CME credits and CE contact hours available.

## Combining Botulinum Toxins and Fillers with Laser Procedures: How to Improve Results – North 222 A&B

**7:00 – 9:00 am**

**Directors:** Gary P. Lask, M.D., Elizabeth K. Hale, M.D.

**Faculty:** Mathew M. Avram, M.D., J.D., Rebecca D. Baxt, M.D., Frederick Beddingfield, M.D., Ph.D.

### **ACCME Accreditation Statement**

The American Society for Laser Medicine and Surgery, Inc. is accredited by the Accreditation Council for Continuing Medical Education to provide continuing medical education for physicians.

### **Continuing Medical Education Credit**

The American Society for Laser Medicine and Surgery, Inc. designates this live activity for a maximum of 2 AMA PRA Category 1 Credit(s)<sup>™</sup>. Physicians should claim only the credit commensurate with the extent of their participation in the activity.

### **Continuing Education Credit**

This offering by the ASLMS, in conjunction with Professional Medical Education Association is accredited for 2.4 contact hours. Professional Medical Education Association is approved by the California Board of Registered Nursing, Provider # CEP 12386. Note: Most State Boards of Nursing accept another State Board's approval for granting credits. Check with the Board of Nursing in your state for clarification. Certificates of Attendance will be provided. **You will receive a statement of CE contact hours after the Annual Conference.**

### **Educational Needs**

This activity is designed to provide an overview of the use of lasers, fillers and botulinum toxins to treat a variety of conditions such as photoaging, rhytides and scarring and to provide the knowledge and clinical experience that would allow the attendees to use them more effectively.

### **Participants**

This activity is designed for, but not limited to, physicians who are already familiar with the use of lasers, fillers and botulinum toxins.

### **Background Requirements**

There are no special background requirements.

### **Instructional Content and/or Expected Learning Outcomes**

At the completion of the activity, the attendee should be equipped with the knowledge of the use of specific lasers, fillers, Botulinum toxins and medical devices. The attendee should also have insight into the effective use of parameters and dosing based on the clinical experience history provided by the presenters. As the field is continually evolving, the attendee should also receive an update on new development and research.

- |                |  |
|----------------|--|
| 7 – 7:04 am    | Introduction and Pre-Test – Gary P. Lask   |
| 7:05 – 7:29 am | Botulinum Toxin – Review and Practical Use – Frederick Beddingfield                          |
| 7:30 – 7:59 am | Approach to Facial Rejuvenation Using Fillers – Elizabeth K. Hale                            |
| 8 – 8:19 am    | Combining Botulinum Toxin and Dermal Fillers with Lasers and Other Devices – Rebecca D. Baxt |
| 8:20 – 8:39 am | Combining Botulinum Toxin and Dermal Fillers with Lasers and Other Devices – Mathew M. Avram |
| 8:40 – 9 am    | Emerging Devices, Panel Discussion and Post-Test – Gary P. Lask                              |

# Clinical Application Workshop (Intermediate/Advanced) Saturday, April 5, 2014

2014 Annual Conference  
Pre-Conference Courses: April 2-3, 2014  
Annual Conference: April 4-6, 2014  
Phoenix Convention Center  
Phoenix, Arizona

Workshop included in full access conference registration fee. CME credits and CE contact hours available.

## Periorbital Therapies and Rejuvenation – North 226 A&B

7 – 9 am

**Directors:** Jason D. Bloom, M.D., Brian S. Biesman, M.D., F.A.C.S.

**Faculty:** Joel L. Cohen, M.D., Kian Karimi, M.D., Suzanne L. Kilmer, M.D., Jason N. Pozner, M.D.

### ACCME Accreditation Statement

The American Society for Laser Medicine and Surgery, Inc. is accredited by the Accreditation Council for Continuing Medical Education to provide continuing medical education for physicians.

### Continuing Medical Education Credit

The American Society for Laser Medicine and Surgery, Inc. designates this live activity for a maximum of 2 *AMA PRA Category 1 Credit(s)*<sup>™</sup>. Physicians should claim only the credit commensurate with the extent of their participation in the activity.

### Continuing Education Credit

This offering by the ASLMS, in conjunction with Professional Medical Education Association is accredited for 2.4 contact hours. Professional Medical Education Association is approved by the California Board of Registered Nursing, Provider # CEP 12386. Note: Most State Boards of Nursing accept another State Board's approval for granting credits. Check with the Board of Nursing in your state for clarification. Certificates of Attendance will be provided. **You will receive a statement of CE contact hours after the Annual Conference.**

### Educational Needs

This activity will provide attendees with information on basic periorbital anatomy and patient evaluation techniques. The attendees will be educated on complications resulting from treatments to this area and how to manage these post-procedure complications and prevent them from happening. They will also learn about new techniques for periorbital rejuvenation and pearls for common laser, non-laser devices and injectable treatments. Finally, course attendees will have an improved ability to evaluate and educate patients in periorbital rejuvenation options.

### Designated Participants

The target audience can be any physician, physician assistant, nurse or other physician extender who may be interested in learning how to improve signs of periorbital aging with rejuvenation techniques.

### Background Requirements

A background knowledge of periocular aesthetics and basic laser techniques is helpful.

### Expected Learning Outcomes

It is expected that participants will improve their knowledge of periocular anatomy, laser, non-laser devices, injectables for periocular use, and the use of neuromodulators in the periocular area. They will also be expected to evaluate and educate patients for periorbital rejuvenation procedures.

7 – 7:09 am	Introduction and Pre-Test - <i>Brian S. Biesman, Jason D. Bloom</i>
7:10 - 7:27 am	Periorbital Anatomy and Patient Considerations for Aesthetic Procedures - <i>Jason D. Bloom</i>
7:28 – 7:43 am	The Role of Soft Tissue Fillers in Periorbital Rejuvenation – <i>Kian Karimi</i>
7:44 – 7:59 am	New Technologies for Periocular Rejuvenation - <i>Brian S. Biesman</i>
8 – 8:15 am	Periorbital Ablative Laser Skin Resurfacing - <i>Suzanne L. Kilmer</i>
8:16 – 8:31 am	Periocular Neuromodulators - <i>Joel L. Cohen</i>
8:32 – 8:47 am	Management of Periocular Complications from Aesthetic Procedures – <i>Jason N. Pozner</i>
8:48 – 9 am	Q&A and Post-Test - <i>Brian S. Biesman, Jason D. Bloom</i>

## North American Association for Light Therapy (NAALT) Session

North 228 A&B

8:45 – 12:30 pm

**Directors:** *Gerald R. Ross, D.D.S.*

**Speakers:** *Praveen R. Arany, B.D.S., M.D.S., M.M.Sc., Ph.D., James Carroll, Slava Kim, M.D., Randy Merrick, M.D.*

### Educational Needs

The purpose of this session is to give attendees clinical presentations that will complement the photobiomodulation sessions. This session will present a wide variety of medical conditions that can be treated using lasers instead of prescription medications. A wide variety of clinical cases will be illustrated and discussion planned for attendee interaction.

### Participants

Clinicians will be able to see outcomes that can be a win-win for both clinicians and patients and researchers will be able to see how their research is being applied.

### Background requirements

All that is needed is curiosity, a quest for knowledge and a desire to improve the lives of our patients.

### Instructional content and learning outcomes

Attendees will be able to judge how photobiomodulation can fit into their practice and will be able to discover different options for many different clinical cases.

### "Hot Topics"

See how this form of laser therapy compliments surgical laser procedures with faster healing less pain and improved clinical outcomes.

8:45 – 8:59 am	<b>INTRODUCTION TO NAALT SESSION/PHOTOBIO-MODULATION IN A CLINICAL SETTING</b> <i>Gerald R. Ross, Private Practice, Tottenham, Canada</i>
9 – 9:44 am	<b>PHOTOBIO-MODULATION: THE UNIQUE NICHE AMONG LIGHT THERAPIES</b> <i>Praveen R. Arany, ACI, CRCU/OPCB/NIDCR/NIH, Bethesda, MD</i>
9:45 – 10:29 am	<b>CLINICAL EVIDENCE FOR LLLT IN TISSUE REPAIR. ANTI-INFLAMMATORY EFFECTS AND ANALGESIA</b> <i>James D. Carroll, THOR Photomedicine, Ltd., Amersham, Bucks, United Kingdom</i>
10:30 – 10:44 am	<b>Break/Visit the Exhibits/Experts-in-the-Hall/ePosters – North Halls A&amp;B</b>
10:45 – 11:29 am	<b>THE USES OF LOW INTENSITY LASER THERAPY IN FAMILY MEDICINE</b> <i>Randy Merrick, Merrick Family Medicine and Laser, Orange, VA</i>
11:30 am – 12:14 pm	<b>130 MANAGING COMPLEX AND RECALCITRANT WOUNDS WITH LOW INTENSITY LASER THERAPY</b> <i>Fred Kahn, Slava Kim*, Fernanda Saraga, Meditech International, Inc, Toronto, Ontario, Canada</i>
12:15 – 12:30 pm	<b>Q&amp;A</b>

\*Presenter



### PanAmerican Photodynamic Association (PAPDT)/ASLMS PDT – North 225 A&B

**8 – 5:30 pm**

**Directors:** *Macrene R. Alexiades-Armenakas, M.D., Ph.D., Ron R. Allison, M.D., Merrill A. Biel, M.D., Ph.D.*

**8 – 8:04 am**

#### **WELCOME AND INTRODUCTION**

*Macrene R. Alexiades-Armenakas, Ron R. Allison, Merrill Biel*

**8:05 – 8:24 am**

#### **PDT TODAY AND TOMORROW**

*Macrene R. Alexiades-Armenakas, Dermatology and Laser Surgery, New York, NY*

**8:25 – 8:44 am**

#### **MODULATION OF PDT**

*Imran Rizvi, Wellman Center for Photomedicine, Boston, MA*

**8:45 – 9:04 am**

#### **NANO-PDT**

*Jonathan Lovell, University at Buffalo, Buffalo, NY*

**9:05 – 9:29 am**

#### **Break/Visit the Exhibits/Experts-in-the-Hall/ePosters – North Halls A&B**

### **ONCOLOGY SECTION**

**Co-Chairs:** *Merrill A. Biel, Keith Cengel*

**9:30 – 9:38 am**

#### **CHOLANGIOCARCINOMA**

*Monica Gaidhane, Weill Cornell Medical College, New York, NY*

**9:39 – 9:53 am**

#### **145 PHOTODYNAMIC THERAPY FOR THE TREATMENT OF HEAD AND NECK MALIGNANCIES**

*Merrill A. Biel, Ear, Nose and Throat SpecialtyCare of MN, Virginia Piper Cancer Institute, Minneapolis, MN*

**9:54 – 10:08 am**

*(ePoster Available)*

#### **146 SALVAGE PHOTODYNAMIC THERAPY FOR PATIENTS WITH LOCAL FAILURE AFTER CHEMORADIO THERAPY FOR ESOPHAGEAL SQUAMOUS CELL CARCINOMA**

*Tomonori Yano, Ken Hatogai, Takashi Kojima, Yusuke Yoda, Hiroyuki Morimoto, Kazuhiro Kaneko, National Cancer Center Hospital East, Kashiwa, Japan*

**10:09 – 10:39 am**

#### **ONCOLOGY UPDATE DERMATOLOGY**

*Macrene R. Alexiades-Armenakas, Dermatology and Laser Surgery, New York, NY*

**10:40 – 11:09 am**

#### **ONCOLOGY UPDATE NON-DERM**

*Keith Cengel, University of Pennsylvania, Philadelphia, PA*



### PAPDT/ASLMS PDT (continued) – North 225 A&B

**8 – 5:30 pm**

**Directors:** *Macrene R. Alexiades-Armenakas, M.D., Ph.D., Ron R. Allison, M.D., Merrill A. Biel, M.D., Ph.D.*

#### ANTIMICROBIAL SECTION

**Chair:** *Thomas S. Mang*

- |                  |     |  |
|------------------|-----|--|
| 11:10 – 11:24 am | 147 | <b>INFRARED SPECTROSCOPIC ANALYSIS OF A PDT DESTRUCTION OF GRAM NEGATIVE AND GRAM POSITIVE BACTERIAL BIOFILM</b><br><i>Thomas Mang, Stephen Rogers, Kiyonobu Honma, Robert Baier, University of Buffalo, Buffalo, NY</i>   |
| 11:25 – 11:39 am | 148 | <b>ANTIMICROBIAL PHOTODYNAMIC THERAPY FOR THE TREATMENT OF CHRONIC RHINOSINUSITIS</b><br><i>Merrill A. Biel, Chet Sievert, Nicolas Loebel, Ear, Nose and Throat SpecialtyCare of MN, Sinuwave Technologies, Minneapolis, MN, Ondine Research Labs, Bothell, WA</i> |
| 11:40 – 11:59 am |     | <b>ANTIMICROBIAL PDT UPDATE</b><br><i>Merrill A. Biel, Ear, Nose and Throat SpecialtyCare of MN, Minneapolis, MN</i>   |
| 12 – 12:59 pm    |     | <b>Lunch/Visit the Exhibits/ePosters</b>   |
| 1 – 1:29 pm      |     | <b>PAPDT Business Meeting (All Welcome)</b>  |

#### BASIC SCIENCE SECTION

**Co-Chairs:** *Tayyaba Hasan, Sandra Gollnick*

- |                |     |  |
|----------------|-----|--|
| 1:30 – 2:00 pm |     | <b>BASIC SCIENCE UPDATE</b><br><i>Sandra Gollnick, Roswell Park Cancer Center, Buffalo, NY</i>   |
| 2:01 – 2:11 pm | 149 | <b>PHOTODYNAMIC DOSE FOR FOUR COMMERCIAL LIGHT SOURCES AND FOR DAYLIGHT PDT</b><br><i>Harry Moseley, Ronan Valentine, Catherine Campbell, Tom Brown, Kenneth Wood, University of Dundee, Dundee, United Kingdom, University of St. Andrews, St. Andrews, United Kingdom</i>  |
| 2:12 – 2:22 pm | 150 | <b>PRECLINICAL <i>IN VIVO</i> COMPARISON OF PHOTODYNAMIC THERAPY ON NORMAL VASCULATURE</b><br><i>Wesley Moy, Austin Moy, Ben Lertsakdadet, Justin Moy, Chelsea Pittman, Gang Ma, Kristen Kelly, Bernard Choi, University of California, Irvine, CA, Ninth Peoples Hospital Medical School of Shanghai, Shanghai, China</i> |
| 2:23 – 2:33 pm | 151 | <b>A NEW ALGORITHM FOR SIMULATING LIGHT PROPAGATION IN TUMORS DURING INTERSTITIAL PHOTODYNAMIC THERAPY</b><br><i>Emily Oakley➔, Brian Wrazen, Hassan Arshad, Nestor Rigual, Gal Shafirstein, Roswell Park Cancer Institute, Buffalo, NY</i>  |

➔ ASLMS Travel Grant recipient





### PAPDT/ASLMS PDT (continued) – North 225 A&B

**8 – 5:30 pm**

**Directors:** *Macrene R. Alexiades-Armenakas, M.D., Ph.D., Ron R. Allison, M.D., Merrill A. Biel, M.D., Ph.D.*

- |   |            |  |
|---|------------|--|
| <b>2:34 – 2:44 pm</b>                               | <b>152</b> | <b>TARGETING THE EPIDERMAL GROWTH FACTOR RECEPTOR TO SENSITIZE TUMORS TO PDT</b><br><i>Theresa Busch, Shannon Gallagher-Colombo, Rensa Chen, University of Pennsylvania, Philadelphia, PA</i>  |
| <b>2:45 – 2:59 pm</b>                               |            | <b>Break/Visit the Exhibits/Experts-in-the-Hall/ePosters – North Halls A&amp;B</b>   |
| <b>3 - 3:10 pm</b>                                  | <b>153</b> | <b>PDT INDUCED MICROVASCULAR CHANGES IN SKIN CANCER ASSESSED BY PHOTOACOUSTIC MICROSCOPY</b><br><i>Daniel Rohrbach➔, Hakeen Salem, Ulas Sunar, Roswell Park Cancer Institute, Buffalo, NY</i>  |
| <b>3:11 - 3:21 pm</b>                               | <b>154</b> | <b>PDT INDUCED BLOOD FLOW CHANGES IN THE HEAD AND NECK CANCER OF ORAL CANCER OF ORAL CAVITY: AN UPDATE</b><br><i>Daniel Rohrbach, Nestor Rigual, Erin Tracy, Michele Cooper, Kenneth Keymel, Hassan Arshad, Heinz Baumann, Barbara Henderson, Ulas Sunar, Roswell Park Cancer Institute, Buffalo, NY</i> |
| <b>3:22 – 3:32 pm</b>                               | <b>155</b> | <b>IMAGE-GUIDED TWO-PHOTON PDT OF FADU HEAD AND NECK TUMOR XENOGRAFTS</b><br><i>Charles Spangler, Jean Starkey, Bo Liang, Hao Yang, Huabel Jiang, SensoPath Technologies, Inc., Montana State University, Bozeman, MT, University of Florida, Gainesville, FL</i>  |
| <b>3:33 – 3:43 pm</b><br><i>(ePoster Available)</i> | <b>156</b> | <b>INFLAMMATORY PROPERTIES OF 5-AMINOLEVULINIC ACID: AN <i>IN VITRO</i> SYSTEM TO STUDY PHOTODYNAMIC THERAPY UTILIZING NARROW-BAND BLUE LIGHT</b><br><i>Andrea Hui, Wei-Li Lee, State University of New York - Downstate, Brooklyn, NY</i>   |
| <b>3:44 – 4:10 pm</b>                               |            | <b>PDT PEARLS DERM</b><br><i>Michael H. Gold, Gold Skin Care Center, Nashville, TN</i>   |
| <b>4:11 – 4:30 pm</b>                               |            | <b>PDT PEARLS DERM</b><br><i>Amy Taub, Advanced Dermatology, Lincolnshire, IL</i>  |
| <b>4:31 – 4:44 pm</b>                               |            | <b>PDT PEARLS ONCOLOGY</b><br><i>Ron R. Allison, 21C Oncology, Greenville, NC</i>  |
| <b>4:45 – 5:14 pm</b>                               |            | <b>PDT PEARLS SCIENCE</b><br><i>Tayyaba Hasan, Wellman Center for Photomedicine, Boston, MA</i>  |
| <b>5:15 – 5:30 pm</b><br><i>(ePoster Available)</i> | <b>185</b> | <b>PRELIMINARY <i>IN VITRO</i> STUDY FOR USING RIBOFLAVIN-5 MONOPHOSPHATE AS A PHOTODYNAMIC THERAPY AGENT</b><br><i>Istvan Stadler, Andrew Claffey, Solomya Blekot, Raymond Lanzafame, Rochester, NY</i>   |

➔ ASLMS Travel Grant recipient

# Resident/Fellow Abstract Session Saturday, April 5, 2014

2014 Annual Conference  
Pre-Conference Courses: April 2-3, 2014  
Annual Conference: April 4-6, 2014  
Phoenix Convention Center  
Phoenix, Arizona

## Resident/Fellow Abstract Session – North 229 A&B

**8 - 5:30 pm**

**Directors:** *Bradley S. Bloom, M.D., Diana Bolotin, M.D., Ph.D., Jeremy B. Green, M.D., Anthony M. Rossi, M.D., Lucile E. White, M.D.*

**Invited Speaker:** *Clifford Warren Lober, M.D., J.D.*

### **Educational Needs**

This program is designed to focus on the educational needs of residents and fellows who utilize biomedical lasers and energy devices. This session will provide a forum for discussion of various topics in laser medicine, stimulating interest in key concepts as well as novel applications.

### **Participants**

This activity is designed for residents and fellows in dermatology, plastic surgery and ophthalmology.

### **Background Requirements**

A fundamental knowledge of basic laser principles is beneficial.

### **Instructional Content and/or Expected Learning Outcomes**

After this session, participants will have a better understanding of key concepts and current research being conducted in biomedical lasers. Also participants will garner practical applications and tips for treatment of various conditions.

## **ENERGY BASED DEVICES FOR PIGMENTATION**

- |                       |                |   |
|-----------------------|----------------|---|
| <b>8 – 8:04 am</b>    | <b>R1</b>      | <b>NOVEL APPLICATIONS OF A PICOSECOND LASER</b><br><i>Cameron Chesnut✈, Gary Lask, University of California, Los Angeles, CA</i>  |
| <b>8:05 – 8:09 am</b> | <b>R2</b>      | <b>TREATMENT OF NEVUS OF OTA WITH PICOSECOND ALEXANDRITE LASER AND REVIEW OF THE DERMAL MELANOCYTOSES AND TREATMENT OPTIONS</b><br><i>Joseph Diehl, Cameron Chesnut, Gary Lask, University of California, Los Angeles, CA</i> |
| <b>8:10 – 8:14 am</b> | <b>R3</b>      | <b>SAFETY AND EFFICACY IN THE TREATMENT OF SEVERE MELASMA WITH Q-SWITCH LASER IN SKIN TYPE III AND IV - A 6 MONTH PROTOCOL</b><br><i>Kateryn Michelle Perez Willis, Lima, Peru</i>  |
| <b>8:15 – 8:19 am</b> | <b>R4</b>      | <b>LASER TREATMENT OF ARGYRIA - A SILVER LINING?</b><br><i>Allison Vidimos, Maria Sheron*✈, Cleveland Clinic, Cleveland, OH</i>   |
| <b>8:20 – 8:24 am</b> | <b>Q&amp;A</b> |   |

## **COMPLICATIONS**

- |                       |           |  |
|-----------------------|-----------|--|
| <b>8:25 – 8:29 am</b> | <b>R5</b> | <b>PEARLS &amp; PITFALLS OF PERIOCCULAR LASER RESURFACING: AN OCULOPLASTICS PERSPECTIVE</b><br><i>Benjamin Erickson, Marcus Ko, Wendy Lee, Bascom Palmer Eye Institute, Benjamin Palmer Eye Institute, Miami, FL</i> |
|-----------------------|-----------|--|

✈ ASLMS Travel Grant recipient

\*Presenter

# Resident/Fellow Abstract Session Saturday, April 5, 2014

2014 Annual Conference  
Pre-Conference Courses: April 2-3, 2014  
Annual Conference: April 4-6, 2014  
Phoenix Convention Center  
Phoenix, Arizona

## Resident/Fellow Abstract Session (continued) – North 229 A&B

8 - 5:30 pm

**Directors:** *Bradley S. Bloom, M.D., Diana Bolotin, M.D., Ph.D., Jeremy B. Green, M.D., Anthony M. Rossi, M.D., Lucile E. White, M.D.*

- |                 |                |   |
|-----------------|----------------|---|
| 8:30 – 8:34 am  | <b>R6</b>      | <b>ATYPICAL MYCOBACTERIAL INFECTION FOLLOWING 2790nm FRACTIONAL LASER RESURFACING</b><br><i>Bishr Aldabagh, Jacqueline Berliner, Siergrid Yu, Tim Berger, University of California, San Francisco, CA</i>                             |
| 8:35 – 8:39 am  | <b>R7</b>      | <b>RAPID-ONSET BACTERIAL INFECTIONS FOLLOWING NON-ABLATIVE FRACTIONAL LASER TREATMENT</b><br><i>Lisa Xu➔, Suzanne Kilmer, Mathew Avram, Massachusetts General Hospital, Boston, MA, Laser and Skin Surgery Center, Sacramento, CA</i> |
| 8:40 – 8:44 am  | <b>R8</b>      | <b>NECROSIS FOLLOWING TREATMENT OF A HYPERTROPHIC SCAR WITH INTRALESIONAL TRIAMCINOLONE AND PULSED DYE LASER</b><br><i>Andrew Breithaupt, Cameron Chesnut, Suzanne Mednik, Gary Lask, University of California, Los Angeles, CA</i>   |
| 8:45 – 8:49 am  | <b>R9</b>      | <b>QUANTIFICATION OF NON-INVASIVE FAT REDUCTION: A SYSTEMATIC REVIEW</b><br><i>Sogyong Auh➔, Murad Alam, University of Chicago Medicine, Northwestern University, Chicago, IL</i>   |
| 8:50 – 8:54 am  | <b>R10</b>     | <b>EVALUATION OF RESIDENTS IN A LASER CURRICULUM</b><br><i>Nita Kohli➔, Margaret Mann, University Hospitals Case Medical Center-Case Western Reserve University, Cleveland, OH</i>  |
| 8:55 – 8:59 am  | <b>Q&amp;A</b> |   |
| 9 – 9:29 am     |                | <b>RESIDENT/FELLOW EXHIBIT HALL TOUR (North Halls A&amp;B) – Richard O. Gregory, M.D</b>  |
| 9:30 – 10:55 am |                | <b>CUTTING EDGE: LASER AND SKIN SESSION – North Hall C</b>  |

### MEDICAL APPLICATIONS OF ENERGY BASED DEVICES

- |                  |            |  |
|------------------|------------|--|
| 11 – 11:04 am    | <b>R11</b> | <b>SUCCESSFUL TREATMENT OF ONYCHODYSTROPHY WITH A 300 MICROSECOND 1064nm Nd:YAG LASER</b><br><i>Omer Ibrahim, Joseph Doumit, Alexandra Zhang, Cleveland Clinic Foundation, Cleveland, OH</i>               |
| 11:05 – 11:09 am | <b>R12</b> | <b>EXCIMER LASER FOR THE TREATMENT OF GENERALIZED PSORIASIS</b><br><i>Faranak Kamangar➔, Tina Bhutani, John Koo, University of California, Sacramento, CA, University of California, San Francisco, CA</i> |
| 11:10 – 11:14 am | <b>R13</b> | <b>LEIOMYOSARCOMA OF THE LARYNX</b><br><i>Sean Fang, Zvoru Makura, Leeds Teaching Hospitals, Leeds, United Kingdom</i>   |

➔ ASLMS Travel Grant Recipient

# Resident/Fellow Abstract Session Saturday, April 5, 2014

2014 Annual Conference  
Pre-Conference Courses: April 2-3, 2014  
Annual Conference: April 4-6, 2014  
Phoenix Convention Center  
Phoenix, Arizona

## Resident/Fellow Abstract Session (continued) – North 229 A&B

**8 - 5:30 pm**

**Directors:** *Bradley S. Bloom, M.D., Diana Bolotin, M.D., Ph.D., Jeremy B. Green, M.D., Anthony M. Rossi, M.D., Lucile E. White, M.D.*

- |                         |  |
|-------------------------|--|
| <b>11:15 – 11:19 am</b> | <b>R14 DIRECT VISION INTERNAL URETHROTOMY: COLD KNIFE vs Ho:YAG LASER</b><br><i>Aida Moeini, Mohammad Mohsen Mazloomfard, Tajrish Hospital, Shahid Beheshti University of Medical Sciences, Tehran, Iran</i> |
| <b>11:20 – 11:24 am</b> | <b>R15 MORPHEA IN THE NEXT ERA</b><br><i>Marla Jahnke, Tor Shwayder, Henry Ford Health System, Detroit, MI</i>   |
| <b>11:25 – 11:29 am</b> | <b>Q&amp;A</b>   |
| <b>11:30 am – 12 pm</b> | <b>QUIZ - Diana Bolotin</b>  |
| <b>12 – 12:59 pm</b>    | <b>Cash Lunch/View ePosters/Exhibits</b>   |

### INVITED SPEAKER

- |                    |  |
|--------------------|--|
| <b>1 – 1:19 pm</b> | <b>LEGAL ISSUES IN MEDICINE</b><br><i>Clifford Warren Lober, M.D., J.D., Kissimmee, FL</i> |
|--------------------|--|

- |                       |  |
|-----------------------|--|
| <b>1:20 – 2:44 pm</b> | <b>INTERACTIVE PEARLS/Q&amp;A – Jeremy B. Green, Lucile E. White</b>                     |
| <b>2:45 – 3:29 pm</b> | <b>RESIDENT/FELLOW EXHIBIT HALL TOUR (North Halls A&amp;B) – Richard O. Gregory, M.D</b> |

### VASCULAR LASERS

- |                       |  |
|-----------------------|--|
| <b>3:30 – 3:34 pm</b> | <b>R16 PULSED DYE LASER, FRACTIONAL CO<sub>2</sub> LASER, AND TOPICAL RAPAMYCIN FOR THE TREATMENT OF A HYPERTROPHIC PORT WINE STAIN</b><br><i>Jennifer Ang, Gerald Goldberg, University of Arizona, Pima Dermatology &amp; University of Arizona, Tucson, AZ</i> |
| <b>3:35 – 3:39 pm</b> | <b>R17 TREATMENT OF PEDIATRIC PYOGENIC GRANULOMA IN A FUNCTIONALLY AND COSMETICALLY SENSITIVE AREA WITH 1064nm Nd:YAG LASER</b><br><i>Sonoa Au, Jane Scribner, University of Illinois, Chicago, IL</i>   |
| <b>3:40 – 3:44 pm</b> | <b>R18 TREATING CUTANEOUS VENOUS MALFORMATIONS: A CASE SERIES</b><br><i>Anne Marie Tremaine, Mathew Avram, R. Rox Anderson, Massachusetts General Hospital, Wellman Center for Photomedicine, Boston, MA</i>   |

# Resident/Fellow Abstract Session Saturday, April 5, 2014

2014 Annual Conference  
Pre-Conference Courses: April 2-3, 2014  
Annual Conference: April 4-6, 2014  
Phoenix Convention Center  
Phoenix, Arizona

## Resident/Fellow Abstract Session (continued) – North 229 A&B

8 - 5:30 pm

**Directors:** Bradley S. Bloom, M.D., Diana Bolotin, M.D., Ph.D., Jeremy B. Green, M.D., Anthony M. Rossi, M.D., Lucile E. White, M.D.

- |                             |  |
|-----------------------------|--|
| 3:45 – 3:49 pm              | <p><b>R19 ANETODERMA TREATED WITH COMBINED 595nm PULSED DYE LASER AND 1550nm NON-ABLATIVE FRACTIONATED LASER</b><br/><i>Krystle Wang, Nazanin Saedi, Jefferson University, Philadelphia, PA</i></p>  |
| 3:50 – 3:54 pm              | <p><b>R20 TREATMENT OF GRANULOMA FACIALE WITH CONCOMITANT USE OF DAPSONE AND PDL THERAPY</b><br/><i>Monika Kaniszewska, Laura Winterfield, Karlee Novice, Chicago, IL</i></p>  |
| 3:55 – 3:59 pm              | <p><b>R21 PULSED DYE LASER FOR THE TREATMENT OF ERYTHROMELALGIA, AN UNINVESTIGATED TREATMENT MODALITY</b><br/><i>Nicholas Logemann, Silver Spring, MD</i></p>  |
| 4 – 4:04 pm                 | <p><b>R22 ECCRINE AGIOMATOUS HAMARTOMA SUCCESSFULLY TREATED WITH 595nm PULSED DYE LASER</b><br/><i>Lauren Guren, Ivanka Kovalyshyn, Allison Vidimos, Melissa Piliang, Cleveland Clinic, Cleveland, OH</i></p>  |
| 4:05 – 4:09 pm              | <p><b>Q&amp;A</b></p>  |
| <u><b>ACNE</b></u>          |  |
| 4:10 – 4:14 pm              | <p><b>R23 DAYLIGHT PHOTODYNAMIC THERAPY FOR SEVERE INFLAMMATORY ACNE</b><br/><i>Whitney Hovenic, Kathryn Serowka➔, Christopher Zachary, University of California, Irvine, CA</i></p>   |
| 4:15 – 4:19 pm              | <p><b>R24 TREATMENT OF ACNE VULGARIS WITH SALICYLIC ACID CHEMICAL PEEL AND PULSED DYE LASER: A SPLIT FACE, RATER-BLINDED RANDOMIZED CONTROLLED TRIAL</b><br/><i>Anne Mahoney➔, Olga Lekah, Julia Kamalpour, Azeen Sadeghian, Dana Mondo, Cathy Kalnicky, Rong Guo, Rebecca Tung, Loyola University Medical Center, Maywood, IL</i></p> |
| <u><b>ACNE SCARRING</b></u> |  |
| 4:20 – 4:24 pm              | <p><b>R25 TREATMENT OF RHINOPHYMA WITH THE ABLATIVE Er:YAG LASER</b><br/><i>Michael Bax➔, Harjot Maan, Sherif Ibrahim, University of Rochester Medical Center, Rochester, NY</i></p>   |
| 4:25 – 4:29 pm              | <p><b>R26 COMBINATION TREATMENT FOR ACNE AND SCARRING - A CASE REPORT</b><br/><i>Shraddha Desai, Rebecca Tung, Loyola University, Maywood, IL</i></p>  |

➔ ASLMS Travel Grant Recipient

# Resident/Fellow Abstract Session Saturday, April 5, 2014

2014 Annual Conference  
Pre-Conference Courses: April 2-3, 2014  
Annual Conference: April 4-6, 2014  
Phoenix Convention Center  
Phoenix, Arizona

## Resident/Fellow Abstract Session (continued) – North 229 A&B

8 - 5:30 pm

**Directors:** Bradley S. Bloom, M.D., Diana Bolotin, M.D., Ph.D., Jeremy B. Green, M.D., Anthony M. Rossi, M.D., Lucile E. White, M.D.

**4:30 – 4:34 pm**      **R27    A NOVEL TREATMENT OF GRANULOMA FACIALE WITH ABLATIVE Er:YAG RESURFACING**  
*Christopher Urban, Benjamin Bogucki, Eva Hurst, Washington University School of Medicine, St. Louis, MO, Eastside Dermatology and Skin Care Center, Columbus, OH*

**4:35 – 4:39 pm**      **R28    THE 1064nm Nd:YAG LASER AS AN ALTERNATIVE TO Z-PLASTY FOR LENGTHENING SCARS ON FREE MARGINS**  
*Navid Ezra➔, Ally-Khan Somani, Indiana University School of Medicine, Indianapolis, IN*

### SCARS

**4:40 – 4:44 pm**      **R29    RAPID HEALING OF A CHRONIC ULCER WITHIN A BURN SCAR IN A PEDIATRIC PATIENT FOLLOWING A SINGLE ABLATIVE FRACTIONAL RESURFACING TREATMENT**  
*Lucia Diaz➔, Andrew Krakowski, Pediatric Dermatology at University of California San Diego/Rady Children's Hospital, San Diego, CA*

**4:45 – 4:49 pm**      **R30    LASER THERAPY FOR THE MANAGEMENT OF HYPERTROPHIC SCARRING AFTER OPEN FLAME BURN**  
*Dana Mondo, Bailey Tayebi, Rebecca Tung, Loyola University Medical Center, Maywood, IL*

**4:50 – 4:54 pm**      **R31    NEW AND INNOVATIVE USE OF ABLATIVE FRACTIONAL CO<sub>2</sub> LASER IN TREATMENT OF POST TRAUMATIC CHRONIC LOWER EXTREMITY ULCERS**  
*(ePoster Available)*  
*Laurel Morton➔, Tania Phillips, Nathan Uebelhoefer, Jeffrey Dover, SkinCare Physicians, Chestnut Hill, MA, Boston University, Boston, MA, Naval Medical Center San Diego, San Diego, CA*

**4:55 – 4:59 pm**      **R32    MANAGEMENT OF KELOIDAL AND HYPERTROPHIC SCARS AFTER TRAUMATIC BURN INJURY: COMBINATION THERAPY WITH NON-ABLATIVE FRACTIONAL RESURFACING, PULSED DYE LASER, FLUOROURACIL AND INTRALESIONAL STEROID INJECTIONS**  
*Bailey Tayebi, Dana Mondo, Rebecca Tung, Loyola University Medical Center, Maywood, IL*

**5 – 5:04 pm**      **R33    NON-ABLATIVE FRACTIONATED RESURFACING: A TREATMENT FOR RARE ELASTOLYTIC DISORDERS**  
*Mike Frank, Kristen Foering, Hye Jin Chung, Nazanin Saedi, Thomas Jefferson University Hospital, Philadelphia, PA*

➔ ASLMS Travel Grant recipient



# Resident/Fellow Abstract Session Saturday, April 5, 2014

2014 Annual Conference  
Pre-Conference Courses: April 2-3, 2014  
Annual Conference: April 4-6, 2014  
Phoenix Convention Center  
Phoenix, Arizona

## Resident/Fellow Abstract Session (continued) – North 229 A&B

8 - 5:30 pm

**Directors:** Bradley S. Bloom, M.D., Diana Bolotin, M.D., Ph.D., Jeremy B. Green, M.D., Anthony M. Rossi, M.D., Lucile E. White, M.D.

5:05 – 5:09 pm

Discussion/Q&A

5:10 – 5:14 pm

Q&A

### IMAGING

5:15 – 5:19 pm

**R34 DETECTING BENIGN AND MALIGNANT PIGMENTED SKIN LESIONS BASED ON POLARIZATION MAPPING OF SPECKLE IMAGES - AN *IN-VIVO* NON-INVASIVE TECHNIQUE**

*Bahman Sotoodian*➔, *Lioudmila Tchvialeva*, *Tim Lee*, University of Alberta, Edmonton, Alberta, Canada, University of British Columbia, Vancouver, BC, Canada

### BEST STUDENT/RESIDENT AWARD RECIPIENT

5:20 – 5:24 pm

**R35 DYNAMIC SPATIAL FREQUENCY VISION: CONCEPT OF HYPERBOLIC PATTERN MODULATION AND COMPUTER IMAGE PROCESSING FOR CONTROL OF PHOTOTHERAPEUTIC DEVICES**

*Jose Calderon*, *David Serrano*, University of Puerto Rico, Mayaguez, Puerto Rico

5:25 – 5:29 pm

**R36 OPTICAL COHERENCE TOMOGRAPHY: CLINICAL APPLICATIONS IN DIAGNOSIS OF NON-MELANOMA SKIN CANCERS**

*Andrea Hui*➔, *Orit Markowitz*, *Daniel Siegel*, State University of New York – Downstate, Brooklyn, NY, Mount Sinai School of Medicine, New York, NY

5:30 – 5:34 pm

**R37 HIGH-SPEED SWEEP SOURCE OPTICAL COHERENCE TOMOGRAPHY AND OPTICAL DOPPLER TOMOGRAPHY OF VIBRATING VOCAL FOLDS**

*Giriraj K. Sharma*, *Joseph Jing*, *Li Dek Chou*, *Zhongping Chen*, *Brian J.F. Wong*, Beckman Laser Institute and Medical Clinic, University of California, Irvine, CA

5:30 – 7:00 pm

**EXHIBITOR RECEPTION/SILENT AUCTION – North Halls A&B**

7:30 – 9:00 pm

**RESIDENT/FELLOW RECEPTION** (Valley of the Sun DE at the Sheraton)  
\*\*\*\*\*Sponsored by Medicis\*\*\*\*\*

➔ ASLMS Travel Grant recipient

# Cutting Edge “Laser and Skin” Session

Saturday, April 5, 2014

2014 Annual Conference  
Pre-Conference Courses: April 2-3, 2014  
Annual Conference: April 4-6, 2014  
Phoenix Convention Center  
Phoenix, Arizona

## The Cutting Edge: “Laser and Skin” – North Hall C

**9:30 – 10:55 am**

**Director:** *J. Stuart Nelson, M.D., Ph.D.*

**Faculty:** *R. Rox Anderson, M.D., David J. Cuccia, Ph.D., Roy G. Geronemus, M.D., Merete Haedersdal, M.D., Dieter Manstein, M.D., Ph.D., Nathan S. Uebelhoer, D.O., Robert A. Weiss, M.D.*

### **Educational Needs**

Clinicians, health professional representatives, scientists, engineers, and industry representatives need big-picture understanding of the success and limitations of current laser and light-based treatment for challenging medical conditions, and of the cutting-edge research that may someday lead to an improvement in the standard of care.

### **Participants**

All attendees of the ASLMS Annual Conference.

### **Background Requirements**

Attendees are not required to have any prior knowledge of laser medicine or basic science.

### **Instructional Content and/or Expected Learning Outcomes**

Leading clinicians and scientific researchers will discuss state-of-the-art and future care for patients with challenging medical conditions. This knowledge may lead to increased cooperation among conference attendees and new research directions.

**9:30 – 9:31 am**

### **WELCOME AND INTRODUCTION**

*J. Stuart Nelson, Beckman Laser Institute and Medical Clinic, University of California, Irvine, CA*

**9:32 – 9:41 am**

### **THE JOY OF ATTACKING UNSOLVED PROBLEMS WITH UNPROVEN TECHNOLOGY**

*R. Rox Anderson, Massachusetts General Hospital, Wellman Center for Photomedicine, Harvard Medical School, Boston, MA*

**9:42 – 9:51 am**

### **VALIDATION AND CLINICAL APPLICATION OF A NON-CONTACT OPTICAL IMAGING SYSTEM FOR QUANTIFYING SPATIALLY-RESOLVED TISSUE OPTICAL PROPERTIES AND CHROMOPHORES**

*David J. Cuccia, Modulated Imaging, Irvine, CA*

**9:52 – 10:01 am**

### **NEW STRATEGIES, TECHNIQUES AND TECHNOLOGY FOR VASCULAR LESIONS**

*Roy G. Geronemus, Laser & Skin Surgery Center of New York, New York, NY*

### **ELLET H. DRAKE MEMORIAL AWARD RECIPIENT**

**10:02 – 10:11 am**

### **STRUCTURE AND FUNCTION: THE DERMATOLOGIC PRINCIPLE OF SCAR REHABILITATION**

*Nathan S. Uebelhoer, Naval Medical Center, San Diego, CA*

# Cutting Edge “Laser and Skin” Session

Saturday, April 5, 2014

2014 Annual Conference  
Pre-Conference Courses: April 2-3, 2014  
Annual Conference: April 4-6, 2014  
Phoenix Convention Center  
Phoenix, Arizona

**The Cutting Edge: “Laser and Skin” (continued) – North Hall C**

**9:30 – 10:55 am**

**Director:** *J. Stuart Nelson, M.D., Ph.D.*

- |                         |   |
|-------------------------|---|
| <b>10:12 – 10:21 am</b> | <b>DRUG DELIVERY WITH FRACTIONAL LASERS: WHAT’S NOW, NEW AND NEXT?</b><br><i>Merete Haedersdal, Bispebjerg Hospital, Copenhagen, Denmark</i>            |
| <b>10:22 – 10:31 am</b> | <b>SUB-NANOSECOND PULSING FOR ULTRAVIOLET ALTERED COLLAGEN</b><br><i>Robert A. Weiss, MD Laser Skin &amp; Vein Institute, Hunt Valley, MD</i>           |
| <b>10:32 – 10:41 am</b> | <b>REPURPOSING – TRANSFORMING OLD INTO NEW</b><br><i>Dieter Manstein, Cutaneous Biology Research Center, Massachusetts General Hospital, Boston, MA</i> |
| <b>10:42 – 10:55 am</b> | <b>Discussion</b>   |

# Treatment Pearl Marathon Session

Saturday, April 5, 2014

2014 Annual Conference  
Pre-Conference Courses: April 2-3, 2014  
Annual Conference: April 4-6, 2014  
Phoenix Convention Center  
Phoenix, Arizona

## Treatment Pearl Marathon Session – North Hall C

11 am – 12 pm

**Directors:** *Murad Alam, M.D., MSCI, Jeffrey S. Dover, M.D., FRCP*

**Pearl Participants:** *Kenneth A. Arndt, M.D., Richard E. Fitzpatrick, M.D., Roy G. Geronemus, M.D., Arielle N.B. Kauvar, M.D., Thomas E. Rohrer, M.D., Elizabeth L. Tanzi, M.D., Nathan S. Uebelhoefer, D.O.*

**Invited Speakers:** *Clifford Warren Lober, M.D., J.D., E. Victor Ross, M.D.*

### Educational Needs

Improve service provision to cutaneous laser patients by improving details of care delivery, including those pertaining to patient convenience, cost of care and quality of care.

### Participants

This session is designed for clinicians and physician trainees.

### Background Requirements

Participants should have an interest in clinical and cutaneous laser medicine, and particularly in the delivery of safe, efficient, cost-effective care that is associated with a high level of patient satisfaction.

### Instructional Content and/or Expected Learning Outcomes

At the conclusion of the session, attendees will be able to: 1) apply specific clinical techniques that improve patient satisfaction and the patient experience; 2) demonstrate understanding of techniques that reduce the risk of clinical adverse events, and 3) reduce unnecessary costs through efficient care delivery.

11 – 11:01 am

### INTRODUCTION AND WELCOME

*Murad Alam, Jeffrey S. Dover, Northwestern University, Chicago, IL, SkinCare Physicians, Chestnut Hill, MA*

### LEON GOLDMAN MEMORIAL AWARD RECIPIENT

11:02 – 11:14 am

### THE NEXT BIG THING: A TEN YEAR FORECAST

*E. Victor Ross, Scripps Clinic, San Diego, CA*

### INVITED SPEAKER

11:15 – 11:24 am

### RECENT CHANGES IN HIPAA THAT AFFECT YOUR PRACTICE

*Clifford Warren Lober, M.D., J.D., Kissimmee, FL*

### PEARLS

11:25 – 11:27 am

### MINIMIZING THE PAIN OF LASER PROCEDURES

*Kenneth A. Arndt, SkinCare Physicians, Chestnut Hill, MA*

11:28 – 11:30 am

### SUPPLEMENTATION OF FRACTIONAL LASER TREATMENTS WITH SAME SESSION FULL DENSITY TARGETED TREATMENT

*Richard E. Fitzpatrick, Goldman Butterwick Fitzpatrick Groff & Fabi Cosmetic Laser Dermatology, San Diego, CA*

# Treatment Pearl Marathon Session

Saturday, April 5, 2014

2014 Annual Conference  
Pre-Conference Courses: April 2-3, 2014  
Annual Conference: April 4-6, 2014  
Phoenix Convention Center  
Phoenix, Arizona

## Treatment Pearl Marathon Session (continued) – North Hall C

11 am – 12 pm

**Directors:** *Murad Alam, M.D., MSCI, Jeffrey S. Dover, M.D., FRCPC*

- |                         |  |
|-------------------------|--|
| <b>11:31 – 11:33 am</b> | <b>LASER TREATMENT OF POST INJECTABLE BRUISING</b><br><i>Roy G. Geronemus, Laser &amp; Skin Surgery Center of New York, New York, NY</i> |
| <b>11:34 – 11:36 am</b> | <b>COMBINATION THERAPY FOR COMPLEX SCARS</b><br><i>Arielle N.B. Kauvar, New York Laser &amp; Skin Care, New York, NY</i>                 |
| <b>11:37 – 11:39 am</b> | <b>TREATING THROUGH HYDRO COLLOID GEL WHEN USING TATTOO LASER</b><br><i>Thomas E. Rohrer, SkinCare Physicains, Chestnut Hill, MA</i>     |
| <b>11:40 – 11:43 am</b> | <b>ROSACEA</b><br><i>Elizabeth L. Tanzi, Washington Institute of Dermatologic Laser Surgery, Washington, DC</i>                          |
| <b>11:44 – 11:47 am</b> | <b>LOWER DENSITY FOR SAFER SCAR REHABILITATION</b><br><i>Nathan S. Uebelhoer, Naval Medical Center, San Diego, CA</i>                    |
| <b>11:48 am – 12 pm</b> | <b>Q&amp;A</b>   |

## Cutaneous Laser Surgery – North Hall C

1 – 5:45 pm

**Directors:** Henry H.L. Chan, M.D., Ph.D., F.R.C.P., George J. Hruza, M.D., M.B.A.

### Educational Needs

This session focuses on the use of energy-based devices for the rejuvenation of aged skin, skin tightening and the use of lasers and light sources for the treatment of tattoos and pigmentary conditions. The topics of new therapeutic techniques and optimized treatment approaches for these modalities will be addressed in this session. Participants will develop an understanding of the present treatment indications, therapeutic techniques and new and innovative technologies.

### Participants

This session will benefit physicians and health care personnel who are interested in improving their treatment of aged skin and sagging skin and the use of lasers and light sources for the treatment of tattoos and pigmentary conditions in the disciplines of dermatology, plastic surgery, otolaryngology and facial plastic surgery. It will also benefit those engineers and medical device personnel who actively work to develop devices in these areas.

### Background Requirements

Participants should have a basic understanding of the fundamentals of skin biology, laser physics and laser tissue interaction.

### Instructional Content and/or Expected Learning Outcomes

Attendees will gain knowledge of cutting edge laser and light sources and their clinical applications in the area of rejuvenation of aged skin, skin tightening and the use of lasers and light sources for the treatment of tattoos and pigmentary conditions.

### “Hot Topics”

- Combined Modalities for Skin Rejuvenation
- Focused Ultrasound for Skin Tightening
- Picoseconds Laser for the Treatment of Pigmentary Conditions and Tattoos

## REJUVENATION

<b>1 – 1:06 pm</b> (ePoster Available)	<b>25</b>	<b>ASSOCIATION OF TECHNIQUES (4T) FOR FACIAL REJUVENATION</b> <i>Roberto Chacur</i> ➔, <i>Nivea Bordin Chacur</i> , <i>Danuza Dias</i> , <i>Honório Menezes</i> , <i>Renata Bataioli</i> , <i>Nordon Poitevin</i> , <i>Ruth Bier</i> , <i>Gina Silva</i> , <i>Byanne de Area Leão</i> , <i>Patricia Machado</i> , <i>Mriana Tasa</i> , Porto Alegre, Brazil, Rio de Janeiro, Brazil, São Paulo, Brazil
<b>1:07 – 1:13 pm</b>	<b>26</b>	<b>EFFECTS OF A NOVEL VITAMIN C DERIVATIVE GO-VC, AFTER TREATMENT OF FRACTIONAL CO<sub>2</sub> LASER IN ASIAN PATIENTS</b> <i>Takahiro Fujimoto</i> , <i>Nagata Takeshi</i> , <i>Yoshioka Masato</i> , <i>Ito Shinobu</i> , <i>Masaki Hitoshi</i> , <i>Kanazawa Hideko</i> , Clinic F, I. T. O. Co., Ltd., Tokyo University of Technology, Keio University, Tokyo, Japan, Seiwa Kasei Co., Ltd., Osaka, Japan
<b>1:14 – 1:20 pm</b>	<b>27</b>	<b>PICOSECOND LASER FOR REDUCTION OF WRINKLES</b> <i>Robert A. Weiss</i> , <i>Margaret A. Weiss</i> , <i>Karen Beasley</i> , MD Laser Skin Vein Institute, Baltimore, MD
<b>1:21 – 1:27 pm</b> (ePoster Available)	<b>28</b>	<b>FACELIFT COMBINED WITH SIMULTANEOUS FACIAL LASER RESURFACING</b> <i>Eric Wright</i> , <i>Steve Struck</i> , Stanford University, Palo Alto, CA, Struck Plastic Surgery, Atherton, CA

➔ ASLMS Travel Grant recipient



# Cutaneous Laser Surgery Session

Saturday, April 5, 2014

2014 Annual Conference  
Pre-Conference Courses: April 2-3, 2014  
Annual Conference: April 4-6, 2014  
Phoenix Convention Center  
Phoenix, Arizona

## Cutaneous Laser Surgery (continued) – North Hall C

1 – 5:45 pm

**Directors:** Henry H.L. Chan, M.D., Ph.D., F.R.C.P., George J. Hruza, M.D., M.B.A.

- |  |                |   |
|--|----------------|---|
| <b>1:28 – 1:34 pm</b><br>(ePoster Available) | <b>29</b>      | <b>SKIN REJUVENATION USING COMBINED INFRARED/RF AND FRACTIONAL SUBLATIVE RF TREATMENT</b><br><br><i>Sharyn Laughlin, Roni Munk*, Sunny Kim, Denis Dudley, Laserderm, Ottawa, Ontario, Canada</i>  |
| <b>1:35 – 1:41 pm</b>                        | <b>Q&amp;A</b> |   |
| <b>1:42 – 1:48 pm</b><br>(ePoster Available) | <b>30</b>      | <b>TREATMENT OF FACIAL PHOTODAMAGE AND RHYTIDES USING A PICOSECOND PULSED ALEXANDRITE LASER AND SPECIALLY DESIGNED FOCUS OPTIC</b><br><br><i>David McDaniel, McDaniel Institute of Anti Aging Research, Virginia Beach, VA</i>  |
| <b>1:49 – 1:55 pm</b>                        | <b>31</b>      | <b>A SPLIT-FACE COMPARISON BETWEEN SINGLE BAND vs DUAL BAND PULSED LIGHT TECHNOLOGY FOR THE TREATMENT OF PHOTODAMAGE</b><br><br><i>Margarita Lolis, Susan Bard, Andrea Mourin, Lea Sahagun, David J. Goldberg, Skin Laser &amp; Surgery Specialists of NY/NJ, New York, NY</i>  |
| <b>1:56 – 2:02 pm</b><br>(ePoster Available) | <b>32</b>      | <b>SKIN REJUVENATION ON SKIN TYPES I TO V USING A 300-MICROSECOND PULSED Er:YAG 2940nm LASER IN SUB-ABLATIVE MODE</b><br><br><i>Khalil Khatri, Victor Moiseev, James Gordon, Skin &amp; Laser Surgery Center of NE, Nashua, NH, Cosmetology Center Sasha, Ryazan, Russia, Westchester Eye Associates, White Plains, NY</i>  |
| <b>2:03 – 2:09 pm</b>                        | <b>33</b>      | <b>A SPLIT FACE HISTOLOGICAL, BIOCHEMICAL AND CLINICAL EVALUATION OF CLINICAL EFFICACY OF NON-INVASIVE RADIOFREQUENCY TECHNOLOGY</b><br><br><i>Sylvie Boiesnic, Marc Divaris, Gary Lask, Andrew Nelson*, Pitie Salpetiere Hospital and Institution Gredeco, University Pitie Salpetiere, Paris, France, University of California, Los Angeles, CA, Tufts University, Boston, MA</i> |
| <b>2:10 – 2:16 pm</b><br>(ePoster Available) | <b>34</b>      | <b>FILLER AND ENERGY - BASED DEVICE COMBINATION TREATMENT</b><br><br><i>Gabriela Casabona, Nilceo Michalany, São Paulo, Brazil</i>  |

### LATE-BREAKING ABSTRACT

- |                       |                |  |
|-----------------------|----------------|--|
| <b>2:17 – 2:23 pm</b> | <b>LB3</b>     | <b>FRACTIONAL CO<sub>2</sub> LASER IN THE TREATMENT OF PRIMARY CUTANEOUS AMYLOIDOSIS: THE POSSIBLE MECHANISM OF ACTION</b><br><br><i>Samia Esmat, Marwa Fawzi, Safinaz Sayed, Heba Gawdat, Wael Mostafa Mohammed, Heba Saad, Cairo University, Maadi Military Hospital, Cairo, Egypt</i> |
| <b>2:24 – 2:30 pm</b> | <b>Q&amp;A</b> |  |

\*Presenter

## Cutaneous Laser Surgery (continued) – North Hall C

1 – 5:45 pm

**Directors:** Henry H.L. Chan, M.D., Ph.D., F.R.C.P., George J. Hruza, M.D., M.B.A.

### TIGHTENING

- |  |                  |  |
|--|------------------|--|
| <p><b>2:31 – 2:37 pm</b><br/>(ePoster Available)</p> | <p><b>36</b></p> | <p><b>PROSPECTIVE, MULTI-CENTER, PIVOTAL TRIAL EVALUATING THE SAFETY AND EFFECTIVENESS OF MICRO-FOCUSED ULTRASOUND WITH VISUALIZATION FOR IMPROVEMENT IN LINES AND WRINKLES OF THE DÉCOLLETE</b></p> <p><i>Sabrina G. Fabi, Mitchel P. Goldman, Steven H. Dayan, Michael H. Gold, Suzanne L. Kilmer, Goldman Butterwick Fitzpatrick Groff &amp; Fabi Cosmetic Laser Dermatology, San Diego, CA, Denova Research Center, Chicago, IL, Tennessee Clinical Research Center, Nashville, TN, Laser &amp; Skin Surgery Center of Northern California, Sacramento, CA</i></p> |
| <p><b>2:38 – 2:44 pm</b></p>                         | <p><b>37</b></p> | <p><b>A RETROSPECTIVE EVALUATION OF MICRO-FOCUSED ULTRASOUND WITH VISUALIZATION FOR LIFTING AND TIGHTENING OF THE FACE AND NECK</b></p> <p><i>Sabrina G. Fabi, Mitchel P. Goldman, Goldman Butterwick Fitzpatrick Groff &amp; Fabi Cosmetic Laser Dermatology, San Diego, CA</i></p>   |
| <p><b>2:45 – 3:29 pm</b></p>                         |                  | <p><b>Break/Visit the Exhibits/Experts-in-the-Hall/ePosters – North Halls A&amp;B</b></p>  |
| <p><b>3:30 – 3:36 pm</b></p>                         | <p><b>38</b></p> | <p><b>A SINGLE-CENTER, PROSPECTIVE STUDY OF THE EFFICACY AND SAFETY OF MICROFOCUSED ULTRASOUND WITH VISUALIZATION FOR LIFTING, TIGHTENING AND SMOOTHING OF THE BUTTOCKS</b></p> <p><i>Margarita Lolis, Andrea Mourin, Lea Sahagun, David Goldberg, Skin Laser &amp; Surgery Specialists of NY/NJ, New York, NY</i></p>   |
| <p><b>3:37 – 3:43 pm</b></p>                         | <p><b>39</b></p> | <p><b>CLINICAL EVALUATION OF THE EFFICACY AND TOLERANCE OF COMBINING A TOPICAL TIGHTENING AGENT IN CONJUNCTION WITH A RADIOFREQUENCY PROCEDURE</b></p> <p><i>David Goldberg, Andrea Mourin, Susan Bard, Lea Sahagun, Skin Laser &amp; Surgery Specialists of NY/NJ, New York, NY</i></p>   |
| <p><b>3:44 – 3:50 pm</b></p>                         |                  | <p><b>Q&amp;A</b></p>  |
| <p><b>3:51 – 3:57 pm</b><br/>(ePoster Available)</p> | <p><b>40</b></p> | <p><b>GOING DEEPER, A NEW APPROACH TO SKIN TIGHTENING: INTEGRATING THE USE OF SKIN THERMAL IMAGING WITH SUBSURFACE RF PROBE FEEDBACK LOOP HEATING</b></p> <p><i>Douglas Key, Key Laser Center for Cosmetic Regenerative Medicine, Portland, OR</i></p>   |
| <p><b>3:58 – 4:04 pm</b></p>                         | <p><b>41</b></p> | <p><b>TOLERANCE OF 374 TREATMENTS WITH MICROFOCUSED ULTRASOUND FOR THE LAXITY OF THE FACE AND NECK</b></p> <p><i>Jean-Michel Mazer, Michael Naouri, Valerie Arigon, Centre Laser International de la Peau Paris, Paris, France</i></p>   |
| <p><b>4:05 – 4:11 pm</b><br/>(ePoster Available)</p> | <p><b>42</b></p> | <p><b>EFFICACY FOR SAGGING SKIN USING A 90 WATT DYNAMIC MONOPOLAR RADIOFREQUENCY DEVICE - CLINICAL AND HISTOLOGIC STUDY</b></p> <p><i>David McDaniel, Robert Weiss, Margaret Weiss, McDaniel Institute of Anti Aging Research, Virginia Beach, VA, MD Laser Skin and Vein Institute, Hunt Valley, MD</i></p>   |

## Cutaneous Laser Surgery (continued) – North Hall C

1 – 5:45 pm

**Directors:** Henry H.L. Chan, M.D., Ph.D., F.R.C.P., George J. Hruza, M.D., M.B.A.

**4:12 – 4:18 pm      43      NON-SURGICAL FACE-LIFT MINIMALLY INVASIVE 1440nm LASER TISSUE TIGHTENING ON FACE AND NECK**

*Katharina Russe, Elisabeth Russe, Plastic Reconstructive Aesthetic Surgery, Lasercenter Innsbruck, Innsbruck, Austria*

**4:19 – 4:25 pm      44      ULTRASONIC AND HISTOLOGIC FINDINGS USING A 1440nm Nd:YAG LASER FOR NECK CONTOURING AND SKIN TIGHTENING**

*Deborah Sarnoff, New York University, New York, NY*

**4:26 – 4:32 pm      Q&A**

### TATTOOS

**4:33 – 4:39 pm      45      RAPID REMOVAL OF RED TATTOO PIGMENT WITH A NOVEL 532nm Nd:YAG PICOSECONDS LASER**

*(ePoster Available)*

*Hamad Alabdulrazzaq✈, Yoon-Soo Bae, Jeremy A. Brauer, Roy G. Geronemus, Laser & Skin Surgery Center of New York, New York, NY*

**4:40 – 4:46 pm      46      SINGLE vs REPEAT EXPOSURE TATTOO REMOVAL DURING SINGLE SESSIONS WITH PICO-SECOND PULSE DURATION LASER TECHNOLOGY**

*(ePoster Available)*

*Suzanne L. Kilmer, Trenton Custis✈, Laser & Skin Surgery Center of Northern California, Sacramento, CA*

**4:47 – 4:53 pm      47      DOSE OPTIMIZATION WITH A PICOSECOND 755nm ALEXANDRITE LASER FOR TATTOO REMOVAL**

*Emil Tanghetti, Margo Tanghetti, Center for Dermatology and Laser Surgery, Sacramento, CA*

### PIGMENT

**4:54 – 5 pm      48      A PROSPECTIVE, RANDOMIZED SPLIT FACE STUDY EVALUATING THE EFFECT OF PULSE DURATION ON MELASMA TREATMENT USING A Q-SWITCHED 1064nm LASER COMBINED WITH MICRODERMABRASION AND TOPICAL MEDICATIONS**

*Arielle Kauvar, Julia Tzu, New York Laser & Skin Care, New York, NY*

**5:01 – 5:07 pm      Q&A**

**5:08 – 5:14 pm      49      TREATMENT OF BENIGN PIGMENTED LESIONS WITH A NOVEL FREQUENCY-DOUBLED 532nm PICOSECOND LASER**

*E. Victor Ross, Macrene Alexiades-Armenakas\*, Lourdes Moldre, Ayse Noyaner-Turley, Bradley Renton, Stephen Ronan, Scripps Clinic, San Diego, CA, Dermatology and Laser Surgery Center, New York, NY, Cutera Inc., Brisbane, CA*

✈Recipient of ASLMS travel grant.

\*Presenter

# Cutaneous Laser Surgery Session

Saturday, April 5, 2014

2014 Annual Conference  
Pre-Conference Courses: April 2-3, 2014  
Annual Conference: April 4-6, 2014  
Phoenix Convention Center  
Phoenix, Arizona

**Cutaneous Laser Surgery (continued) – North Hall C**

**1 – 5:45 pm**

**Directors:** Henry H.L. Chan, M.D., Ph.D., F.R.C.P., George J. Hruza, M.D., M.B.A.

## BEST STUDENT/RESIDENT AWARD RECIPIENT

- |                |    |   |
|----------------|----|---|
| 5:15 – 5:21 pm | 50 | <p><b>A SPLIT FACE MULTI-CENTER STUDY TO DOCUMENT THE SAFETY AND EFFICACY OF CLEARANCE OF MELASMA WITH A 5 NS Q-SWITCHED Nd:YAG LASER vs A 50 NS Q-SWITCHED Nd:YAG LASER</b></p> <p><i>E. Victor Ross, <u>Salman Alsaad</u>*✈, Lee Miller, Vineet Mishra, Scripps Clinic, San Diego, CA</i></p> |
| 5:22 – 5:28 pm | 51 | <p><b>EXCIMER LIGHT MONOTHERAPY vs COMBINED EXCIMER LIGHT AND TOPICAL ANTIOXIDANTS IN THE TREATMENT OF VITILIGO</b></p> <p><i>Mona Soliman, Nevien Samy, Maha Rafei, Misr Hegazy, National Laser Institute Cairo University, Cairo, Egypt</i></p>   |

## LASER HAIR REMOVAL

- |                                       |    |   |
|---------------------------------------|----|---|
| 5:29 – 5:35 pm<br>(ePoster Available) | 52 | <p><b>DEVELOPMENT OF THE VISUALLY-GUIDED AND ROBOT-ASSISTED AUTONOMOUS LASER HAIR REMOVAL SYSTEM</b></p> <p><i>Hyoung-woo Lim, Sungwoo Park, Seungwoo Noh, Dong Hun Lee, Chiyeul Yoon, Choong Hee Lee, Woo Seok Koh*, Youdan Kim, Jin Ho Chung, Hee Chan Kim, Sungwan Kim, Seoul National University and Hospital, JMO Clinic, Seoul, Republic of Korea</i></p> |
| 5:36 – 5:45 pm                        |    | <p><b>Q&amp;A</b></p>   |

✈ ASLMS Travel Grant recipient

\*Presenter

# Experimental and Translational Research

Saturday, April 5, 2014

2014 Annual Conference  
Pre-Conference Courses: April 2-3, 2014  
Annual Conference: April 4-6, 2014  
Phoenix Convention Center  
Phoenix, Arizona

**Experimental and Translational Research – North 224 A&B**

**1 – 5:30 pm**

**Directors:** James W. Tunnell, Ph.D., Tianyi Wang, Ph.D.

## ENERGY-BASED THERAPY

- |                                       |   |
|---------------------------------------|---|
| 1 – 1:11 pm                           | <p><b>96 THREE DIMENSIONAL VOLUMETRIC QUANTIFICATION OF FAT LOSS FOLLOWING CRYOLIPOLYSIS</b></p> <p><i>Lilit Garibyan✈, William Sipprell, H. Ray Jalian, Fernanda Sakamoto, Mathew Avram, R. Rox Anderson, Wellman Center for Photomedicine, MGH Dermatology, Harvard Medical School, Boston, MA, University of California, Los Angeles, CA</i></p>   |
| 1:12 – 1:23 pm<br>(ePoster Available) | <p><b>97 EVALUATION OF HIGH-INTENSITY FOCUSED ULTRASOUND FOR THE REDUCTION OF SUBCUTANEOUS ADIPOSE TISSUE OF THE THIGHS</b></p> <p><i>Mark Jewell, Noel Solish, Steve Struck, Susan VanDyke, Oregon Health Science University and Private Practice, Eugene, OR, University of Toronto, Toronto, Ontario, Canada, Struck Plastic Surgery, Atherton, CA, Van Dyke Laser &amp; Skin Care, Scottsdale, AZ</i></p> |
| 1:24 – 1:35 pm                        | <p><b>98 LONG-TERM SWEAT REDUCTION WITH NON-INVASIVE SHORT WAVE RADIOFREQUENCY DEVICE IN PATIENTS WITH PRIMARY AXILLARY HYPERHIDROSIS: A PRELIMINARY STUDY</b></p> <p><i>Igor Pinson, Olga Olisova, Irena Verkhogliad, Joseph Lepselter, First Moscow State Medical University, Russian Medical Academy of Postgraduate Education, Moscow, Russia, Alma Lasers, Ltd., Caesarea, Israel</i></p>                |

## INVITED SPEAKER

- |                |   |
|----------------|---|
| 1:36 – 1:56 pm | <p><b>TRANSLATING LASER SPECKLE IMAGING OF BLOOD FLOW TO THE CLINIC</b></p> <p><i>Bernard Choi, University of California, Irvine, CA</i></p>  |
| 1:57 – 2:08 pm | <p><b>99 EFFICACY OF A NEW TREATMENT TIP FOR THE TREATMENT OF SKIN LAXITY IN THE FACE</b></p> <p><i>Cheryl Karcher, Neil Sadick, Andrew Dorizas, Nils Krueger, Weill Cornell Medical College, Sadick Research Group, New York, NY</i></p>   |
| 2:09 – 2:20 pm | <p><b>100 TREATMENT OF LOCALIZED FAT DEPOSITS AT THE POSTEROLATERAL THIGHS WITH ACOUSTIC WAVE THERAPY – A PARALLEL-SIDE CONTROLLED, RANDOMIZED CLINICAL TRIAL ON 15 FEMALE SUBJECTS</b></p> <p><i>Cheryl Karcher, Neil Sadick, Andrew Dorizas, Nils Krueger, Weill Cornell Medical College, Sadick Research Group, New York, NY</i></p> |

# Experimental and Translational Research

Saturday, April 5, 2014

2014 Annual Conference  
Pre-Conference Courses: April 2-3, 2014  
Annual Conference: April 4-6, 2014  
Phoenix Convention Center  
Phoenix, Arizona

**Experimental and Translational Research (continued) – North 224 A&B**

**1 – 5:30 pm**

**Directors:** *James W. Tunnell, Ph.D., Tianyi Wang, Ph.D.*

**2:21 – 2:32 pm      101      COMPUTATIONAL STUDY OF RADIOFREQUENCY- INDUCED THERMAL DAMAGE OF SUBCUTANEOUS ADIPOSE TISSUES WITH DIFFERENT FIBROUS SEPTA ARCHITECTURES**

*Ana González-Suárez➔, Joel N. Jimenez-Lozano, Enrique Berjano, Walfre Franco, Universitat Politècnica de València, València, Spain, Zeltiq Aesthetics, Pleasanton, CA, Wellman Center for Photomedicine, Boston, MA*

**2:33 – 2:44 pm      102      APPLICATION OF PLATELET RICH PLASMA THERAPY COMBINED WITH THE FACELIFT AND LASER**

*Farhan Taghizadeh, Amber Howard, Brittney Garcia, Lifestyle Lift, Albuquerque, NM*

**2:45 – 3:29 pm      Break/Visit the Exhibits/Experts-in-the-Hall/ePosters – North Halls A&B**

**NANOPARTICLES AND BIOMATERIALS**

**3:30 – 3:41 pm      103      AN *IN VIVO* AND *IN VITRO* STUDY OF THE CYTOTOXICITY AND CELL DEATH-RELATED PATHWAYS OF HOLLOW SILICA NANOPARTICLES LOADED WITH PHOTOSAN ON HEPG2 HUMAN HEPATOMA CELLS**  
*(ePoster Available)*

*Yong Chen, Wanwan Li, Zhongtao Liu, Zhipeng Liu, Li Xiong, Xiaofeng Deng, Xiongying Miao, Yu Wen, Changsha, China*

**3:42 – 3:53 pm      104      GOLD NANOPARTICLE PENETRATION AND PHOTOTHERMAL THERAPY OF MULTICELLULAR TUMOR SPHEROIDS**

*Varun P. Pattani, Alexandra Atalis, Anirudh Sharma, James W. Tunnell, University of Texas at Austin, Austin, TX*

**3:54 – 4:05 pm      105      SELECTIVE PHOTOTHERMOLYSIS OF SEBACEOUS GLANDS VIA EFFICIENT DELIVERY OF GOLD COATED MICROPARTICLES INTO THE GLANDS WITH ULTRASOUND, AN *EX VIVO* OPTIMIZATION STUDY**  
*(ePoster Available)*

*Byeong Hee Hwang, Samir Mitragotri, Varun Pattani, James Tunnell, Richard Blomgren, Todd Meyer, Linda Faupel, Dilip Paithankar\*, University of California, Santa Barbara, CA, University of Texas at Austin, Austin, TX, Sebacia, Inc., Duluth, GA*

**4:06 – 4:17 pm      106      BIOCOMPATIBILITY AND THERMAL PROFILE OF TRANSPARENT NANOCRYSTALLINE YTTRIA-STABILIZED-ZIRCONIA CALVARIUM PROSTHESIS**

*Yasaman Damestani➔, Yasuhiro Koderu, Javier Garay, Pedro Cabrales, Guillermo Aguilar, University of California, Riverside, CA, University of California, San Diego, CA*

**INVITED SPEAKER**

**4:18 – 4:41 pm      UPDATE ON LASER LITHOTRIPSY**

*Joel Teichman, Thomas Milner, University of British Columbia, British Columbia, Vancouver, Canada*

➔ *Recipient of ASLMS travel grant.*

\* *Presenter*



# Experimental and Translational Research

Saturday, April 5, 2014

2014 Annual Conference  
Pre-Conference Courses: April 2-3, 2014  
Annual Conference: April 4-6, 2014  
Phoenix Convention Center  
Phoenix, Arizona

**Experimental and Translational Research (continued) – North 224 A&B**

**1 – 5:30 pm**

**Directors:** *James W. Tunnell, Ph.D., Tianyi Wang, Ph.D.*

## EMERGING DIAGNOSTIC TECHNIQUES

- |   |            |  |
|---|------------|--|
| <b>4:42 – 4:53 pm</b><br>(ePoster<br>Available) | <b>107</b> | <b>DYNAMIC CHARACTERIZATION OF <i>IN VITRO</i> BREAST CANCER TUMOR MODELS USING MECHANICAL INDENTATION AND DIFFUSE REFLECTANCE SPECTROSCOPY</b><br><br><i>Egleide Elenes</i> →, <i>Marissa Rylander, Christopher Rylander</i> , Virginia Polytechnic Institute and State University, Blacksburg, VA  |
| <b>4:54 – 5:05 pm</b><br>(ePoster<br>Available) | <b>108</b> | <b>EFFECT OF MECHANICAL OPTICAL CLEARING ON NEAR-INFRARED SPECTROSCOPY SIGNAL</b><br><br><i>Christopher Idelson</i> →, <i>William Vogt, Christopher Rylander</i> , School of Biomedical Engineering and Sciences, Virginia Tech, Blacksburg, VA, Center for Devices and Radiological Health, Food and Drug Administration, Silver Spring, MD |

## 2012 STUDENT RESEARCH GRANT RECIPIENT

- |                       |            |  |
|-----------------------|------------|--|
| <b>5:06 – 5:17 pm</b> | <b>109</b> | <b>INTERSTITIAL RECOVERY OF INTRINSIC FLUORESCENCE FROM SINGLE-POINT MEASUREMENTS IN HIGHLY ABSORBING AND SCATTERING MEDIA</b><br><br><i>Timothy Baran</i> , <i>Thomas Foster</i> , University of Rochester, Rochester, NY |
|-----------------------|------------|--|

## LATE-BREAKING ABSTRACT

- |                       |            |   |
|-----------------------|------------|---|
| <b>5:18 – 5:30 pm</b> | <b>LB9</b> | <b>A PILOT STUDY ON THE EFFECTS OF HIGH INTENSITY FOCUSED ULTRASOUND ON THE LIP-NOSE COMPLEX IN ASIAN SKIN</b><br><br><i>Victoria Belo, Guada Santos-Capiz</i> *, Belo Medial Group, Makati City, Philippines |
|-----------------------|------------|---|

→ Recipient of ASLMS travel grant.

\*Presenter

# Photobiomodulation Session

Saturday, April 5, 2014

2014 Annual Conference  
Pre-Conference Courses: April 2-3, 2014  
Annual Conference: April 4-6, 2014  
Phoenix Convention Center  
Phoenix, Arizona

**Photobiomodulation – North 222 A&B**

**1 – 5:15 pm**

**Directors:** *Juanita J. Anders, Ph.D., Leonardo Longo, M.D., Michael R. Hamblin, Ph.D.*

## PHOTOBIMODULATION: BASIC SCIENCE, PRE-CLINICAL AND CLINICAL STUDIES

### INVITED SPEAKER

<b>1 – 1:24 pm</b>		<b>WHAT'S IN YOUR LASER BEAM: ADDED BENEFITS OF ITS BEAM MODE ON TISSUE AND ON OUTCOME</b> <i>Hans Romberg, Romberg Medizintechnik, Stutensee, Baden-Württemberg Germany</i>
<b>1:25 – 1:29 pm</b>		<b>Discussion</b>
<b>1:30 – 1:40 pm</b>	<b>163</b>	<b>TRANSCRANIAL AND INTRAPARENCHYMAL LIGHT PENETRATION IN HUMAN CADAVER BRAIN TISSUE</b> <i>Clark Tedford, Scott DeLapp, Juanita Anders, Lumither, Inc., Poulsbo, WA, Uniformed Services University of the Health Sciences, Bethesda, MD</i>
<b>1:41 – 1:44 pm</b>		<b>Discussion</b>
<b>1:45 – 1:55 pm</b>	<b>164</b>	<b>CAN TRANSCRANIAL LOW-LEVEL LASER LIGHT THERAPY INDUCE THE BRAIN TO REPAIR ITSELF?</b> <i>Michael Hamblin, Massachusetts General Hospital, Boston, MA</i>
<b>1:56 – 1:59 pm</b>		<b>Discussion</b>
<b>2 – 2:10 pm</b>		<b>NON-SURGICAL LASER THERAPY OF TRAUMATIC CENTRAL NERVOUS SYSTEM INJURIES: NEW EVALUATION PROCEDURE OF THE RESULTS OBTAINED</b> <i>L. Longo, C. Romanelli, D. Longo, Institute Laser Medicine – International Academy of Laser Medicine and Surgery, Firenze, Italy</i>
<b>2:11 – 2:14 pm</b>		<b>Discussion</b>
<b>2:15 – 2:25 pm</b> (ePoster Available)	<b>166</b>	<b>HYBRID OCT AND TWO-PHOTON LUMINESCENCE IMAGING SYSTEM FOR PLAQUE CHARACTERIZATION</b> <i>Tianyi Wang✈, Jordan Dwelle, Austin McElroy, David Halaney, Derek Ho, Marc D. Feldman, Thomas E. Milner, University of Texas at Austin, Austin, TX, University of Texas Health Science Center at San Antonio, San Antonio, TX</i>
<b>2:26 – 2:29 pm</b>		<b>Discussion</b>

✈ ASLMS Travel Grant recipient

# Photobiomodulation Session

Saturday, April 5, 2014

2014 Annual Conference  
Pre-Conference Courses: April 2-3, 2014  
Annual Conference: April 4-6, 2014  
Phoenix Convention Center  
Phoenix, Arizona

## Photobiomodulation (continued) – North 222 A&B

1 – 5:15 pm

**Directors:** Juanita J. Anders, Ph.D., Leonardo Longo, M.D., Michael R. Hamblin, Ph.D.

**2:30 – 2:40 pm      167      EVALUATION OF LOW-LEVEL LASER THERAPY AT 635nm FOR THE TREATMENT OF ACUTE AND CHRONIC NECK AND SHOULDER PAIN: A PLACEBO-CONTROLLED, RANDOMIZED STUDY**

*Ryan Maloney, Steve Shanks, Phoenix, AZ, McKinney, TX*

**2:41 – 2:44 pm      Discussion**

**2:45 – 3:29 pm      Break/Visit the Exhibits/Experts-in-the-Hall/ePosters – North Halls A&B**

### INVITED SPEAKER

**3:30 – 3:54 pm      23 YEAR'S EXPERIENCE OF LOW LEVEL LASER THERAPY FOR CHILDREN WITH SPASTIC CEREBRAL PALSY**

*Yoshimi Asagai, Shinano Handicapped Children's Hospital, Tokyo Medical University, Tokyo, Japan*

**3:55 – 3:59 pm      Discussion**

**4 – 4:10 pm      165      A STUDY OF THE EFFECTS OF ENERGY DENSITY AND RECIPROCITY OF EXPOSURE TIME AND IRRADIANCE DURING 880nm LED LLLT vs DICLOFENAC ON ACUTE INFLAMMATION IN A RODENT MODEL**

*(ePoster Available)*

*Raymond J. Lanza fame, Istvan Stadler, Carol Gell, Danielle Macario, Raymond J. Lanza fame, MD PLLC, Rochester General Hospital, Rochester, NY, Johnson & Johnson Consumer and Personal Products, Skillman, NJ*

**4:11 – 4:14 pm      Discussion**

**4:15 – 4:25 pm      168      EVALUATION OF LOW-LEVEL LASER THERAPY AT 635nm FOR THE TREATMENT OF CHRONIC PLANTAR FASCIITIS: A PLACEBO-CONTROLLED, RANDOMIZED STUDY**

*Mike Coughlin, Faustin Stevens, Jesse Doty, Kerry Zang, Ryan Maloney\*, Alphonsus Coughlin Foot and Ankle Clinic, Boise, ID, Arizona Institute of Footcare Physicians, Mesa, AZ, Phoenix, AZ*

**4:26 – 4:29 pm      Discussion**

**4:30 – 4:40 pm      LASER PHOTOBIMODULATION: GOOD PRACTICE RECOMMENDATIONS AND CLINICAL GUIDELINES**

*G. David Baxter, School of Physiotherapy, Dunedin, New Zealand*

**4:41 – 4:44 pm      Discussion**

*\*Presenter*

# Photobiomodulation Session

Saturday, April 5, 2014

2014 Annual Conference  
Pre-Conference Courses: April 2-3, 2014  
Annual Conference: April 4-6, 2014  
Phoenix Convention Center  
Phoenix, Arizona

**Photobiomodulation (continued) – North 222 A&B**

**1 – 5:15 pm**

**Directors:** *Juanita J. Anders, Ph.D., Leonardo Longo, M.D., Michael R. Hamblin, Ph.D.*

## LATE-BREAKING ABSTRACT

- |                |   |
|----------------|---|
| 4:45 - 4:55 pm | <b>LB13 COMPARISON OF THE EFFECTIVENESS OF SINGLE AND DUAL INFRARED WAVELENGTH LASERS ON NEUROPATHIC PAIN</b><br><i>Juanita Anders, Xingjia Wu, Edward Saidu, Jason Smith, Brian Pryor, Uniformed Services University of the Health Sciences, Bethesda, MD, LiteCure, LLC, Newark, DE</i> |
| 4:56 – 4:59 pm | <b>Discussion</b>   |

## LATE-BREAKING ABSTRACT

- |                |   |
|----------------|---|
| 5 – 5:10 pm    | <b>LB14 NEAR-INFRARED 780nm LOW LEVEL LASER IRRADIATION PRESERVES BIOMECHANICAL INTEGRITY IN AN APOLIPOPROTEIN E-DEFICIENT MOUSE MODEL OF PRE-INDUCED AORTIC ANEURYSM</b><br><i>Lilach Gavish, Ronen Beeri, Dan Gilon, Chen Rubinstein, Yacov Berlatzky, Atilla Bulut, Petachia Reissman, Leah Y. Gavish, S. David Gertz, Institute for Medical Research-IMRIC – The Hebrew University, Shaarei Zedek Hospital, Jerusalem, Israel</i> |
| 5:11 – 5:15 pm | <b>Discussion</b>   |



2014 Annual Conference  
Pre-Conference Courses: April 2-3, 2014  
Annual Conference: April 4-6, 2014  
Phoenix Convention Center  
Phoenix, Arizona

**PDT in Dermatology – North 225 A&B**

**7 – 7:55 am**

**Panelists:** *Macrene R. Alexiades-Armenakas, M.D., Michael H. Gold, M.D., Nathan S. Uebelhoer, D.O.*

**Objectives:** This session is intended for practicing physicians who have an interest in the clinical application of photodynamic therapy to cutaneous disease. An expert panel of clinicians with extensive experience in photodynamic therapy will share their therapeutic approaches for the treatment of actinic keratoses, non-melanoma skin cancer, acne and other inflammatory disorders. At the conclusion of the session, attendees will be able to recognize the indications for photodynamic therapy and discuss various treatment regimens using available photosensitizers, lasers, and light sources. There will be an opportunity for questions and comments from the attendees.

*See You at Laser 2015!*

*April 22-26, 2015  
Gaylord Palms<sup>TM</sup> Resort and  
Convention Center  
Kissimmee, FL*

*Abstract and Travel Grant  
Deadline: October 15, 2014*



## Cutaneous Laser Surgery – North Hall C

8 am – 12:30 pm

**Directors:** Henry H.L. Chan, M.D., Ph.D., F.R.C.P., George J. Hruza, M.D., M.B.A.

### Educational Needs

This session focuses on the use of energy-based devices for body contouring. In addition, recent research in the role of home based energy devices and measures to optimize laser outcomes will be discussed. The topics of new therapeutic techniques and optimized treatment approaches with these modalities will be addressed in this session. Participants will develop an understanding of the present treatment indications, therapeutic techniques, and new and innovative technologies.

### Participants

This session will benefit physicians and health care personnel who are interested in the use of energy-based devices for body contouring, in the role of home based energy devices and measures to optimize laser outcome in the disciplines of dermatology, plastic surgery, otolaryngology, facial plastic surgery and vascular surgery. It will also benefit those engineers and medical device personnel who actively work to develop devices in these areas.

### Background Requirements

Participants should have a basic understanding of the fundamentals of skin biology, laser physics and laser tissue interaction.

### Instruction Content and/or Expected Learning Outcomes

Attendees will gain knowledge of cutting edge laser and other energy-based sources and their clinical applications in the area of body contouring, home based energy devices and measures to optimize laser outcome.

### “Hot Topics”

- Home Based Ultrasound for Skin Tightening
- Cryolipolysis Transformation Approach
- Long Term Safety of Repeated Laser Treatment of Children with Vascular Abnormalities

## BODY CONTOURING

### DR. RICHARD E. FITZPATRICK CLINICAL RESEARCH AND INNOVATIONS AWARD RECIPIENT

<b>8 - 8:06 am</b> (ePoster Available)	<b>53</b>	<b>ABDOMINAL CIRCUMFERENCE REDUCTION USING A NEW HIGH POWER RADIOFREQUENCY TECHNOLOGY COMBINED WITH INFRARED LIGHT AND MECHANICAL MANIPULATION FOR BODY CONTOURING TREATMENT</b> <i>Lori A. Brightman, Jeremy A. Brauer, Hamad Alabdulrazzaq, Alan Gold, Jason Pozner, Hema Sundaram. Roy G. Geronemus, Laser &amp; Skin Surgery Center of New York, New York, NY, Aesthetic Plastic Surgery &amp; Cosmetic Medicine, Great Neck, NY, Boca Raton, FL, Sanctuary Plastic Surgery, Sanctuary Centre, Boca Raton, FL, Sundaram Dermatology, Cosmetic &amp; Laser Surgery Center, Rockville, MD, Fairfax, VA</i>
<b>8:07 – 8:13 am</b> (ePoster Available)	<b>54</b>	<b>CRYOLIPOLYSIS USING THE TREATMENT TO TRANSFORMATION APPROACH: ONE YEAR FOLLOW-UP</b> <i>A. Jay Burns, Renato Saltz, Grant Stevens, Suzanne Kilmer, EpiCentre Skin Care and Laser Center, Dallas, TX, Saltz Plastic Surgery, Salt Lake City, UT, Marina Plastic Surgery, Marina del Rey, CA, Laser and Skin Surgery of Northern California, Sacramento, CA</i>
<b>8:14 – 8:20 am</b>	<b>55</b>	<b>MICRO-NEEDLE FRACTIONAL BIPOLAR RADIOFREQUENCY FOR THE TREATMENT OF SKIN LAXITY AND CELLULITE OF THE BUTTOCK</b> <i>David Goldberg, Margarita Lolis, Susan Bard, Andrea Mourin, Lea Sahagun, Skin Laser &amp; Surgery Specialists NY/NJ, New York, NY</i>

## Cutaneous Laser Surgery (continued) – North Hall C

8 am – 12:30 pm

**Directors:** Henry H.L. Chan, M.D., Ph.D., F.R.C.P., George J. Hruza, M.D., M.B.A.

- |                                       |    |  |
|---------------------------------------|----|--|
| 8:21 – 8:27 am                        | 56 | <b>CLINICAL AND BIOLOGICAL ASSESSMENT OF NON-INVASIVE RADIOFREQUENCY FOR SIMULTANEOUS REDUCTION OF ADIPOSE TISSUE AND REMODELLING OF COLLAGEN</b><br><i>Andrew Nelson, Sylvie Boissic, Marc Divaris, Nima Gharavi, Gary Lask, Tufts University, Saint Petersburg, FL, Pitie Salpetiere Hospital and Institution Gredeco, University Pitie Salpetiere, Paris, France, University of California, Los Angeles, CA</i> |
| 8:28 – 8:34 am                        |    | <b>Q&amp;A</b>   |
| 8:35 – 8:41 am<br>(ePoster Available) | 57 | <b>CLINICAL AND HISTOLOGICAL EVALUATIONS OF A NOVEL 1060nm LASER DEVICE FOR NON-INVASIVE FAT REDUCTION</b><br><i>John Decorato, Rafael Sierra, Bo Chen, New York, NY, Cynosure, Westford, MA</i>   |
| 8:42 – 8:48 am                        | 58 | <b>SECOND GENERATION MINIMALLY INVASIVE LASER TREATMENT OF CELLULITE</b><br><i>Marc Salzman, David Dellinger, Salzman Institute of Cosmetic Surgery, Louisville, KY, Ohio Valley Plastic Surgery, Hudson, OH</i>   |
| 8:49 – 8:55 am                        | 59 | <b>EVALUATION OF THE DECREASE OF SUBCUTANEOUS ADIPOSE TISSUE THICKNESS WITH COMBINATION OF PULSED FOCUSED ULTRASOUND AND RADIOFREQUENCY NON-INVASIVE TREATMENT</b><br><i>Xavier Santos, Montserrat Planas, Claudine Soto, Madrid, Spain, Barcelona, Spain</i>  |
| 8:56 – 9:02 am                        | 60 | <b>FIELD ARRAY RF FOR REDUCTION OF ABDOMINAL FAT: PILOT STUDY</b><br><i>Robert Weiss, Elena Furdeckaja, MD Laser Skin Vein Institute, Baltimore, MD, PEM Clinic of Plastic Surgery, Prague, Czech Republic</i>   |
| 9:03 – 9:09 am                        |    | <b>Q&amp;A</b>   |

### LATE-BREAKING ABSTRACT

- |                |     |  |
|----------------|-----|--|
| 9:10 – 9:16 am | LB4 | <b>COMPARING THE EFFECTIVENESS OF LOW FLUENCE QUALITY SWITCHED Nd:YAG LASER AND LOW FLUENCE QUALITY SWITCHED ALEXANDRITE LASER FOR MANAGEMENT OF MELASMA IN ASIANS: PRELIMINARY STUDY OF A DOUBLE-BLINDED, SIDE-BY-SIDE COMPARISON</b><br><i>Kei Negishi, Shiho Tanaka, Saori Tobita, Shingo Wakamatsu, Aoyama Institute of Women's Medicine, Toyko Women's Medical University, Tokyo, Japan</i> |
|----------------|-----|--|

### DIAGNOSTIC TECHNIQUES

- |                                       |    |  |
|---------------------------------------|----|--|
| 9:17 – 9:23 am<br>(ePoster Available) | 62 | <b>A NOVEL CAMERA DEVICE THAT CAPTURES TRYPTOPHAN AUTOFLUORESCENCE IN RAPID EPIDERMAL PROLIFERATIONS</b><br><i>Arisa Ortiz➔, Walfre Franco, Seyed Taghados, Enoch Gutierrez-Herrera, Martin Purschke, Joshua Tam, William Farinelli, Apostolos Doukas, Brian Jiang, R. Rox Anderson, University of California, San Diego, CA, Massachusetts General Hospital, Harvard Medical School, Boston, MA</i> |
|---------------------------------------|----|--|

➔ ASLMS Travel Grant recipient

## Cutaneous Laser Surgery (continued) – North Hall C

8 am – 12:30 pm

**Directors:** Henry H.L. Chan, M.D., Ph.D., F.R.C.P., George J. Hruza, M.D., M.B.A.

- 9:24 – 9:30 am      63      ANALYSIS OF SITE SPECIFIC REAL-TIME MELANIN MEASUREMENTS TO OPTIMIZE TREATMENT SETTINGS AND AVOID COMPLICATIONS**  
*E. Victor Ross, James Childs, Rich Cohen, Scripps Clinic, San Diego, CA, Cynosure, Westford, MA, Palomar Medical Technologies, Burlington, MA*

### ENDOVENOUS ABLATION

- 9:31 – 9:37 am      64      LONG-TERM (13 YEARS) COMPARATIVE OUTCOMES OF DIFFERENT ENDOVENOUS THERMAL ABLATION SYSTEMS ON GREAT AND SMALL SAPHENOUS VEIN INSUFFICIENCY**  
*Robert A. Weiss, Margaret A. Weiss, Sandra Wheeler, Sasima Eimpunth\*, MD Laser Skin and Vein Institute, Hunt Valley, MD, Siriraj Hospital, Bangkok, Thailand*

### LATE-BREAKING ABSTRACT

- 9:38 – 9:44 am      LB5      RADIOFREQUENCY AND MAGNETIC PULSE FOR BODY CONTOURING: BRAZILIAN MULTI-CENTER EXPERIENCE**  
*Rafael Nunes, Ana Paula Martins, Guilherme Nunes, Mario Nascimento, Kieber Kumaira, Elisa Frade, Danielle Costa, Fernanda Silva, Ana Claudia Galvan, Dr. Laser Advanced Laser Center, Belo Horizonte, Brazil, Rio De Janeiro, Brazil, Campo Grande, Brazil*

### LATE-BREAKING ABSTRACT

- 9:45 – 9:51 am      LB6      RESOLUTION OF POST SURGICAL AND FILLER BRUISING USING OPTIMIZED PULSED LIGHT**  
*Vic Narurkar, San Francisco, CA*

**9:52 – 9:59 am      Q&A**

**10 – 10:29 am      Break**

### HOME BASED DEVICES

- 10:30 – 10:36 am      67      CLINICAL LONG-TERM (6 MONTHS) EPILATION USING A HOME-USE IPL FOR VARIOUS HAIR COLOR AND THICKNESSES**  
*Caerwyn Ash, Anna Harrison, Samantha Drew, Rebecca Whittall, The Dezac Group, Ltd., Swansea, United Kingdom, Kennedy Institute of Rheumatology, Oxford University, United Kingdom, University of Gloucester, Cheltenham, United Kingdom*
- 10:37 – 10:43 am      68      LONG-TERM HAIR REDUCTION WITH HOME-USE IPL DEVICES**  
*Tom Nuijs, Lucja Bartula, Sabine Reiter, Lissy van den Broek, Philips Research, Eindhoven, The Netherlands, Philips Consumer Lifestyle, Klagenfurt, Austria*

\*Presenter

# Cutaneous Laser Surgery Session

Sunday, April 6, 2014

2014 Annual Conference  
Pre-Conference Courses: April 2-3, 2014  
Annual Conference: April 4-6, 2014  
Phoenix Convention Center  
Phoenix, Arizona

## Cutaneous Laser Surgery (continued) – North Hall C

8 am – 12:30 pm

**Directors:** Henry H.L. Chan, M.D., Ph.D., F.R.C.P., George J. Hruza, M.D., M.B.A.

- |  |           |   |
|--|-----------|---|
| <b>10:44 – 10:50 am</b><br>(ePoster Available) | <b>69</b> | <b>A TWO-CENTER SAFETY AND EFFICACY CLINICAL STUDY WITH A NOVEL HOME-USE 1440nm SKIN REJUVENATING LASER: A 3-MONTH EVALUATION</b><br><br><i>James Leyden, Leslie Baumann, Brian Biesman*, Tobin Island, Rafael Ostrowski, KGL, Inc., Skin Study Center, Broomall, PA, Baumann Cosmetic &amp; Research Institute, Miami Beach, FL, Nashville Center for Laser and Facial Surgery, Nashville, TN, Tria Beauty, Inc., Dublin, CA</i> |
| <b>10:51 – 10:57 am</b><br>(ePoster Available) | <b>70</b> | <b>A CLINICAL AND PHOTOGRAPHIC EVALUATION OF AN AT-HOME 1440nm SKIN REJUVENATING LASER</b><br><br><i>Zakia Rahman, Rafael Ostrowski, Stanford University, Redwood City, CA, Tria Beauty, Inc., Dublin, CA</i>   |

### LATE-BREAKING ABSTRACT

- |  |            |   |
|--|------------|---|
| <b>10:58 – 11:04 am</b>                        | <b>LB7</b> | <b>INITIAL EXPERIENCE WITH SURFACE ELECTRONIC BRACHYTHERAPY FOR SKIN CANCER</b><br><br><i>Kenneth Miller, Rakesh Patel, Kenneth Miller PC, The Targeted Radiation Institute, Los Gatos, CA</i>          |
| <b>11:05 – 11:11 am</b>                        |            | <b>Q&amp;A</b>  |
| <b>11:12 – 11:18 am</b>                        | <b>72</b>  | <b>LOW DOSE HOME BASED LED THERAPY- CAN IT HAVE EFFICACY?</b><br><br><i>David Shuter, Z. Paul Lorenc, Jupiter, FL, New York, NY</i>   |
| <b>11:19 – 11:25 am</b><br>(ePoster Available) | <b>73</b>  | <b>EFFICACY, SAFETY AND DURATION OF BENEFIT FOR INTENSE THERAPY ULTRASOUND HOME TREATMENTS</b><br><br><i>Michael Slayton, Ron Sharpe, Guided Therapy Systems, Mesa, AZ, Amway, Corporation, Ada, MI</i> |

### SAFETY

- |                         |           |   |
|-------------------------|-----------|---|
| <b>11:26 – 11:32 am</b> | <b>74</b> | <b>TOPICALLY APPLIED METHOTREXATE IS RAPIDLY ABSORBED INTO SKIN PROCESSED WITH ABLATIVE FRACTIONAL LASER</b><br><br><i>Elisabeth Hjardem Taudorf➔, Catharina Margrethe Lerche, Anne-Cathrine Vissing, Jens Hannibal, Janina Thunig D'Alvise, Steen Honore Hansen, Christian Janfelt, Uwe Paasch, R. Rox Anderson, Merete Hædersdal, Bispebjerg Hospital, University of Copenhagen, Copenhagen, Denmark, University of Leipzig, Leipzig, Germany, Wellman Center for Photomedicine, Massachusetts General Hospital, Harvard Medical School, Boston, MA</i> |
| <b>11:33 – 11:39 am</b> | <b>75</b> | <b>ABSENCE OF INCREASED RISK OF NEURODEVELOPMENTAL DISORDERS IN CHILDREN UNDERGOING MULTIPLE LASER TREATMENTS OF VASCULAR ANOMALIES UNDER GENERAL ANESTHESIA</b><br><br><i>Vitaly Terushkin➔, Jeremy Brauer, Leonard Bernstein, Roy Geronemus, NYU School of Medicine, Laser &amp; Skin Surgery Center of New York, New York, NY</i>  |

➔ASLMS Travel Grant recipient  
\*Presenter

# Cutaneous Laser Surgery Session

Sunday, April 6, 2014

2014 Annual Conference  
Pre-Conference Courses: April 2-3, 2014  
Annual Conference: April 4-6, 2014  
Phoenix Convention Center  
Phoenix, Arizona

## Cutaneous Laser Surgery (continued) – North Hall C

8 am – 12:30 pm

**Directors:** Henry H.L. Chan, M.D., Ph.D., F.R.C.P., George J. Hruza, M.D., M.B.A.

**11:40 – 11:46 am 76 MAUDE DATA ON COMPLICATIONS WITH LASER AND LIGHT-BASED DEVICES**  
(ePoster Available) Anne Marie Tremaine✈, Mathew Avram, Massachusetts General Hospital, Wellman Center for Photomedicine, Boston, MA

**11:47 – 11:53 am Q&A**

### OTHER

**11:54 am – 12 pm 77 ANALYSIS OF SHORT PULSE LASER BASED THERAPEUTIC APPLICATIONS FOR SOFT TISSUES**  
(ePoster Available) Mohit Ganguly✈, Ryan O'Flaherty, Kunal Mitra, Maxime Michel, Florida Institute of Technology, Melbourne, FL

**12:01 – 12:07 pm 78 MECHANISMS AND CHARACTERISTICS OF FRACTIONAL LASER ABLATION CRATER DEVELOPMENT**  
Arne A. Meesters, Albert Wolkerstorfer, Rudolf M. Verdaasdonk, Netherlands Institute for Pigment Disorders, Academic Medical Center, University of Amsterdam, VU University, Amsterdam, The Netherlands

**12:08 – 12:14 pm 79 ROLE OF BEAM SHAPE AND SPOT SIZE IN HEATING TARGETS AT DEPTH**  
(ePoster Available) E. Victor Ross, I. Perchuk, James Childs, Scripps Clinic, San Diego, CA, Cynosure, Westford, MA

### LATE-BREAKING ABSTRACT

**12:15 – 12:21 pm LB8 NON-ABLATIVE RADIOFREQUENCY FOR THE TREATMENT OF ABDOMINAL SKIN LAXITY, A CLINICAL AND HISTOLOGICAL EVALUATION**  
Igor Jeremic, Smederevo, Serbia, Czech Republic

**12:22 – 12:30 pm Q&A**

✈ ASLMS Travel Grant recipient

# Experimental and Translational Research

Sunday, April 6, 2014

2014 Annual Conference  
Pre-Conference Courses: April 2-3, 2014  
Annual Conference: April 4-6, 2014  
Phoenix Convention Center  
Phoenix, Arizona

**Experimental and Translational Research – North 224 A&B**

**8 am – 12:05 pm**

**Directors:** James W. Tunnell, Ph.D., Tianyi Wang, Ph.D.

## LOW LEVEL LIGHT THERAPY

- |                                       |     |   |
|---------------------------------------|-----|---|
| 8 – 8:11 am                           | 111 | <p><b>QUANTITATIVE ASSESSMENT OF HAIR COUNTS, THICKNESS AND COLOR DURING AND AFTER LOW-FLUENCE LASER TREATMENTS: A RANDOMIZED CONTROLLED TRIAL</b></p> <p><i>Daniel Thaysen-Petersen, Petra Staubach, Maryline Barbet-Pfeilsticker, Frank Beerwerth, J.F. Nash, Peter A. Phillipsen, Merete Haedersdal, Bispebjerg University Hospital, Copenhagen, Denmark, University Medical Center Mainz, Mainz, Germany, Braun/Procter &amp; Gamble, Kronberg, Germany, The Procter &amp; Gamble Company, Cincinnati, OH</i></p> |
| 8:12 – 8:23 am<br>(ePoster Available) | 112 | <p><b>MOLECULAR EXPRESSION OF S100A6 GENE IN ADULT OSTEOBLAST CULTURES AFTER LOW-LEVEL LASER IRRADIATION</b></p> <p><i>Fernando Bomfim➔, Valéria Sella, Ronaldo Thomasini, Viviane Nouailhetas, Hélio Plapler, Universidade Federal de São Paulo, São Paulo, Brazil, Universidade Federal de Minas Gerais, Belo Horizonte, Brazil</i></p>   |

## LATE-BREAKING ABSTRACT

- |                                       |      |   |
|---------------------------------------|------|---|
| 8:24 – 8:35 am                        | LB10 | <p><b>MICRONEEDLES RADIOFREQUENCY IN THE TREATMENT OF NECK WRINKLES AND SKIN LAXITY – CLINICAL RESULTS</b></p> <p><i>Deborah Micol Anna Ancona, Milan, Italy</i></p>  |
| 8:36 – 8:47 am                        | 114  | <p><b>LIGHT THERAPY ELICITS A DOSE-DEPENDENT ANTI-INFLAMMATORY RESPONSE IN A HUMAN FULL-THICKNESS SKIN ANALOG</b></p> <p><i>Nicholas Prindeze➔, Bonnie Carney, Jeremy Ardanuy, Daniel Jo, Dereck Paul, Lauren Moffatt, Jeffrey Shupp, Medstar Washington Hospital Center, Washington, DC</i></p>                          |
| 8:48 – 8:59 am<br>(ePoster Available) | 115  | <p><b>THE COMBINED BACTERICIDAL EFFECT OF 470nm LIGHT AND HYPERBARIC OXYGEN ON METHICILLIN-RESISTANT STAPHYLOCOCCUS AUREUS</b></p> <p><i>Violet Bumah, Chukuka Enwemeka, Daniela Masson-Meyers, Brendan Quirk, Ellen Buchmann, Harry Whelan, University of Wisconsin, Medical College of Wisconsin, Milwaukee, WI</i></p> |

## INVITED SPEAKER

- |             |  |
|-------------|--|
| 9 – 9:23 am | <p><b>FEMTOSECOND LASER CATARACT SURGERY</b></p> <p><i>Tibor Juhasz, Ronald Kurtz, LenSx Lasers, Inc., Aliso Viejo, CA, University of California, Irvine, CA</i></p> |
|-------------|--|

➔ ASLMS Travel Grant recipient



# Experimental and Translational Research

Sunday, April 6, 2014

2014 Annual Conference  
Pre-Conference Courses: April 2-3, 2014  
Annual Conference: April 4-6, 2014  
Phoenix Convention Center  
Phoenix, Arizona

**Experimental and Translational Research (continued) – North 224 A&B**

**8 am – 12:05 pm**

**Directors:** *James W. Tunnell, Ph.D., Tianyi Wang, Ph.D.*

## FLUORESCENCE IMAGING

- 9:24 – 9:35 am      116      FEASIBILITY STUDY OF IMAGING THE ENDOGENOUS UV FLUORESCENCE OF CELLS TO EVALUATE EPITHELIALIZATION**  
*Ying Wang, Enoch Gutierrez-Herrera, Martin Purschke, William Farinelli, Apostolos Doukas, R. Rox Anderson, Walfre Franco, Wellman Center for Photomedicine, Boston, MA*
- 9:36 – 9:47 am      117      STUDY OF ENDOGENOUS SKIN UV-FLUORESCENCE EMISSION IN WOUND HEALING**  
*Enoch Gutierrez-Herrera➔, Ying Wang, Arisa Ortiz, Javid S. Taghados, Apostolos G. Doukas, R. Rox Anderson, Walfre Franco, Wellman Center for Photomedicine, Massachusetts General Hospital, Harvard Medical School, Boston, MA*

## LATE-BREAKING ABSTRACT

- 9:48 – 9:59 am      LB11      SAFETY AND EFFECTIVENESS OF FOCUSED COLD THERAPY FOR THE TREATMENT OF HYPERDYNAMIC FOREHEAD AND GLABELLAR LINES**  
*Laurel Morton, Jeffrey S. Dover, Michael Kaminer, Francis Palmer III, Larry Fan, John Allison, SkinCare Physicians, Chestnut Hill, MA, The Palmer Code Institute, Beverly Hills, CA, 77 Plastic Surgery, San Francisco, CA, Myoscience, Inc., Redwood City, CA*
- 10 – 10:29 am      Break**

## FRACTIONAL LASER THERAPY

- 10:30 – 10:41 am      119      WAVELENGTH-DEPENDENCE OF FRACTIONAL ABLATIONS IN BIOLOGICAL MATERIALS USING A TUNABLE CR2+:ZNSE/S INFRARED LASER**  
*Michael Evers➔, Linh Ha, David Welford, Reginald Birngruber, Dieter Manstein, Cutaneous Biology Research Center, Massachusetts General Hospital, Harvard Medical School, Boston, MA, Institute for Biomedical Optics, University of Luebeck, Luebeck, Germany, Endeavour Laser Technologies, Inc., Hathorne, MA*

➔ *Recipient of ASLMS travel grant.*

# Experimental and Translational Research

Sunday, April 6, 2014

2014 Annual Conference  
Pre-Conference Courses: April 2-3, 2014  
Annual Conference: April 4-6, 2014  
Phoenix Convention Center  
Phoenix, Arizona

## Experimental and Translational Research (continued) – North 224 A&B

8 am – 12:05 pm

**Directors:** *James W. Tunnell, Ph.D., Tianyi Wang, Ph.D.*

- |                  |     |   |
|------------------|-----|---|
| 10:42 – 10:53 am | 122 | <b>HISTOLOGICAL EPIDERMAL AND DERMAL CHANGES OF FRACTIONAL 1064nm Q-SWITCHED LASER PULSES</b><br><i>Uwe Paasch, University of Leipzig, Leipzig, Germany</i>   |
| 10:54 – 11:05 am | 123 | <b>WOUND HEALING OF MICE LIVER TISSUE AFTER ABLATIVE FRACTIONAL CO<sub>2</sub> LASER EXPOSURE</b><br><i>Masayoshi Kawakubo, Garuna Kositratna, Henry Hin Lee Chan, Dieter Manstein, Cutaneous Biology Research Center, Massachusetts General Hospital, Harvard Medical School, Boston, MA</i> |

### INVITED SPEAKER

- |                  |   |
|------------------|---|
| 11:06 – 11:29 am | <b>ENDOSCOPIC OPTICAL IMAGING – A NEW HOPE FOR OVARIAN CANCER SCREENING</b><br><i>Jennifer K. Barton, University of Arizona, Tucson, AZ</i> |
|------------------|---|

### HAIR REMOVAL

- |   |     |   |
|---|-----|---|
| 11:30 – 11:41 am<br>(ePoster Available) | 124 | <b>DOSE-RESPONSE BEHAVIOR OF HUMAN HAIR FOLLICLES DURING LASER-BASED PHOTOEPILATION</b><br><i>Marijke van Vlimmeren, Bianca Raafs, Marius Boamfa, Mounir Zeitouny, Gillian E. Westgate, Tom Nuijs, Natallia E. Uzunbajakava, Philips Research, Eindhoven, The Netherlands, Westgate Consultancy, Ltd., Stevington, United Kingdom</i>     |
| 11:42 – 11:53 am                        | 125 | <b>SYNERGETIC EFFECT OF A MITOTIC INHIBITOR AND LIGHT ON FOLLICULAR DAMAGE IN LASER-BASED PHOTOEPILATION</b><br><i>Natallia E. Uzunbajakava, Bianca Raafs, Tom Nuijs, Marijke van Vlimmeren, Gillian E. Westgate, Philips Research, Eindhoven, The Netherlands, Westgate Consultancy, Ltd., Stevington, United Kingdom</i>                |
| 11:54 – 12:05 pm                        | 126 | <b>ADJUVANT EFLORNITHINE TO MAINTAIN IPL-INDUCED HAIR REDUCTION IN WOMEN WITH FACIAL HIRSUTISM: A RANDOMIZED CONTROLLED TRIAL</b><br><i>Anne-Cathrine Vissing, Elisabeth Hjardem Taudorf, Christina Skovbølling Haak, Peter Alshede Phillipsen, Merete Haedersdal, Bispebjerg Hospital, University of Copenhagen, Bispebjerg, Denmark</i> |

## Photobiomodulation – North 222 A&B

**9 – 10:30 am**

**Directors:** *Juanita J. Anders, Ph.D., Leonardo Longo, M.D., Michael R. Hamblin, Ph.D.*

### INVITED SPEAKER

- |                       |             |  |
|-----------------------|-------------|--|
| <b>9 – 9:24 am</b>    | <b>LB15</b> | <b>PHYSIOLOGICAL RESPONSES TO PHOTOTHERAPY – THE FIRST 100 SECONDS</b><br><i>Allan Gardiner, PhotoMed Technologies, Inc., Kensington, CA</i> |
| <b>9:25 – 9:29 am</b> |             | <b>Discussion</b>  |

### LATE-BREAKING ABSTRACT

- |                       |             |   |
|-----------------------|-------------|---|
| <b>9:30 – 9:39 am</b> | <b>LB16</b> | <b>ACUTE LUMBAGO TREATED WITH Nd:YAG LASER</b><br><i>Leonardo Longo, Chiara Romanelli, Diego Longo, Institute Laser Medicine of Florence, Firenze, Tuscany, Italy</i> |
| <b>9:40 – 9:44 am</b> |             | <b>Discussion</b>   |

### LATE-BREAKING ABSTRACT

- |                       |             |  |
|-----------------------|-------------|--|
| <b>9:45 – 9:54 am</b> | <b>LB17</b> | <b>PHOTOTHERAPY IN SKELETAL MUSCLE PERFORMANCE AND RECOVERY AFTER EXERCISE: EFFECT OF COMBINATION OF SUPER-PULSED LASER AND LIGHT EMITTING DIODES</b><br><i>Ernesto Cesar Leal-Junior, Fernanda Colella Antonialli, Vanessa dos Santos Grandinetti, Adriane Aver Vanin, Shaiane da Silva Tomazoni, Eduardo Foschini Miranda, Nove de Julho University, São Paulo, Brazil</i> |
| <b>9:55 – 9:59 am</b> |             | <b>Discussion</b>  |

### LATE-BREAKING ABSTRACT

- |                         |             |   |
|-------------------------|-------------|---|
| <b>10 – 10:10 am</b>    | <b>LB18</b> | <b>PUBMED FAILS TO CORRECTLY INDEX MOST LLLT / PHOTOBIO-MODULATION RESEARCH, HOW BIG IS THE PROBLEM?</b><br><i>James Carroll, THOR Photomedicine Ltd., Chestham, United Kingdom</i> |
| <b>10:11 – 10:15 am</b> |             | <b>Discussion</b>   |

### LATE-BREAKING ABSTRACT

- |                         |             |   |
|-------------------------|-------------|---|
| <b>10:16 – 10:25 am</b> | <b>LB19</b> | <b>COMBINATION OF NITRIC OXIDE THERAPY, ANTI-OXIDATIVE THERAPY, LOW LEVEL LASER THERAPY, PLASMA RICH PLATELET THERAPY AND STEM CELL THERAPY AS A NOVEL THERAPEUTIC APPLICATION TO MANAGE THE PAIN AND TREAT MANY CLINICAL CONDITIONS</b><br><i>Halasa Salaheldin, Beroyal, Easton, MD</i> |
| <b>10:26 – 10:30 am</b> |             | <b>Discussion</b>   |

# Laser Review & Clinical Pearls for Residents and Fellows

Sunday, April 6, 2014

2014 Annual Conference  
Pre-Conference Courses: April 2-3, 2014  
Annual Conference: April 4-6, 2014  
Phoenix Convention Center  
Phoenix, Arizona

**Laser Review and Clinical Pearls for Residents and Fellows – North 229 A&B 8 am – 12:30 pm**

**Directors:** *Ashish C. Bhatia, M.D., Jeffrey T. Hsu, M.D., Kelly J. Stankiewicz, M.D.*

**Faculty:** *Suneel Chilukuri, M.D., Sabrina Fabi, M.D., Daniel P. Friedmann, M.D., Jeremy B. Green, M.D., Vineet Mishra, M.D., Melanie D. Palm, M.D., Fernanda H. Sakamoto, M.D., Ph.D.*

## **Educational Needs**

This activity addresses the need for fundamental information and clinical pearls to increase knowledge, competence and performance with lasers used in clinical practice.

## **Participants**

This activity is designed for physicians who are residents and fellows that would like to use lasers in their practice.

## **Background Requirements**

This activity requires a medical degree and basic understanding of physics and skin and soft tissue biology.

## **Instructional Content and/or Expected Learning Outcomes**

At the conclusion of this activity, attendees will be able to:

1. Discuss the basic science of lasers and other related light energy technologies.
2. Understand laser tissue interactions to achieve desired outcomes.
3. Discuss lasers and other light-based energy technologies and their appropriate clinical applications.
4. Discuss and implement safe practices of laser therapy in clinical practice.
5. Summarize new and emerging technologies for laser surgery and aesthetic skin therapy.
6. Avoid complications with lasers and light sources for aesthetic and therapeutic procedures.
7. Be conversant in the use of lasers in the treatment of aesthetic and therapeutic procedures including; hair removal, vascular lesions, skin tightening, skin rejuvenation, acne scars, port wine stains, pigmentation, and tattoos.
8. Discuss patient selection, safety procedures, and relationship building techniques which result in better patient outcomes.

8 - 8:09 am	Introduction - <i>Ashish Bhatia, Jeffrey T. Hsu, Kelly J. Stankiewicz</i>
8:10 - 8:29 am	Laser Biophysics - <i>Suneel Chilukuri</i>
8:30 - 8:59 am	IPL and Broad Band Light - <i>Melanie D. Palm</i>
9 - 9:19 am	Q&A
9:20 - 9:39 am	Pigment and Tattoo Lasers - <i>Kelly J. Stankiewicz</i>
9:40 - 9:59 am	Hair Lasers – <i>Vineet Mishra</i>
10 - 10:19 am	Q&A
10:20 - 10:39 am	Vascular Lesions - <i>Jeremy B. Green</i>
10:40 – 10:59 am	Resurfacing Lasers – <i>Sabrina Fabi</i>
11 - 11:19 am	Q&A
11:20 - 11:39 am	PDT – <i>Fernanda H. Sakamoto</i>
11:40 am – 12:09 pm	Other Energy-Based Devices – <i>Daniel P. Friedmann</i>
12:10 – 12:30 pm	Q&A and Closing Remarks - <i>Ashish Bhatia, Jeffrey T. Hsu, Kelly J. Stankiewicz</i>



2014 Annual Conference  
Pre-Conference Courses: April 2-3, 2014  
Annual Conference: April 4-6, 2014  
Phoenix Convention Center  
Phoenix, Arizona

## Exhibit Hall Hours

## **North Halls A&B**

Wednesday, April 2, 2014 .....	<b>Exhibits Closed</b>
Thursday, April 3, 2014 .....	<b>Exhibits Closed</b>
Friday, April 4, 2014 .....	<b>9 am – 5 pm</b>
Saturday, April 5, 2014 .....	<b>9 am – 7 pm</b>
Sunday, April 6, 2014 .....	<b>Exhibits Closed</b>

**Directors:** *Richard O. Gregory, M.D.* (Exhibit Chair); *Emil A. Tanghetti, M.D.* (ePoster Chair)

## ePosters

Twenty viewing stations will be located in the Exhibit Hall. We have extended the lunch hours and breaks to allow additional time for viewing ePosters and visiting with the exhibitors. No hard copy posters will be on display. A maximum of four CME credits will be offered for viewing the ePosters.

## ePoster Q&A

Each ePoster will include a tab labeled “Questions and Answers”. When the conference attendee clicks on the Q&A tab, they will view a running list of questions along with each question’s corresponding answer from the author. Additionally, there will be a button labeled “Submit a Question”. When the conference attendee clicks this button, they will be provided with a form which has a blank area for them to type and submit their question to the author. The system will update every morning at 6:00 am local time. All questions and answers from the previous day will be posted to each ePoster. Also, the Q&A log will be viewable in the post-conference online version, but the ability to ask questions will not be available in the post-conference online version.

**A list of ePosters will be available as a handout in the program tote bag distributed at the time of the 34<sup>th</sup> Annual Conference.**

## Exhibit Hall Highlights

- Located adjacent to the largest scientific sessions.
- ePoster viewing stations, beverage stations, and the Silent Auction located in the Exhibit Hall.
- Special “Exhibitor Breaks” will be scheduled from 2:45 – 3:30 pm on Friday and Saturday. Educational sessions on both Friday and Saturday will be adjourned during these times.
- Special drawings for \$1,000 each will be held in the Exhibit Hall during lunch and breaks. You must be present to win.
- Experts in the Exhibit Hall presentations. Following is a schedule of speakers, topics, and dates/times of presentations.

<b>Date</b>	<b>Time</b>	<b>Speaker</b>	<b>Topic</b>
Friday, April 4, 2014	3 – 3:30 pm	<i>Carolyn I. Jacob, M.D., Nazanin A. Saedi, M.D.</i>	Starting a Laser Practice
Friday, April 4, 2014	3 – 3:30 pm	<i>David M. Ozog, M.D., Girish S. Munavalli M.D., M.H.S.</i>	Case Studies: Patient Problems and Customized Solutions
Saturday, April 5, 2014	3 – 3:30 pm	<i>Jeffrey W. Shupp, M.D.</i>	Burn Imaging and Spectroscopy
Saturday, April 5, 2014	3 – 3:30 pm	<i>Inder Makin, M.D., Ph.D., Girish S. Munavalli, M.D., M.H.S.</i>	Ultrasound and Radiofrequency



**Acuderm, Inc.....604**

5370 NW 35th Terrace, Suite 106  
Ft. Lauderdale, FL 33309

Acuderm, Inc. welcomes the opportunity to show you our expanded line of high quality German stainless steel instruments at significant savings. As with all of our products, we offer a 100% satisfaction guarantee! You will like our attention to high quality and service at excellent values! We look forward to meeting you and serving your needs.

**AdValue Photonics.....318**

3708 East Columbia Street, Suite 100  
Tucson, AZ 85714

AdValue Photonics develops and manufactures fiber lasers for medical applications in laser surgery and laser aesthetics. We are specialized in Thulium (Tm) and Holmium (Ho) fiber lasers that have light emission in the two micron wavelength region. Our customers have been using our lasers to investigate laser treatment procedures in urology, dermatology, skin rejuvenation, and general surgery. Located in Tucson, Arizona, AdValue Photonics is focused on manufacturing innovative and reliable products for our customers.

**INDUSTRY ADVISORY COUNCIL MEMBER**

**SILENT AUCTION DONOR**

**BRONZE SPONSOR**

**Aerolase Corporation..... Island 623**

777 Old Saw Mill River Road  
Tarrytown, NY 10591

Aerolase Corporation has developed innovative laser technology that enables treatment with shorter pulse durations, removing pain and discomfort from treatments on all skin types while delivering best-in-class efficacy. Our LightPod lasers, which incorporate gold-standard 1064nm and 2940nm modalities, are used for permanent hair reduction, PFB, wrinkles, skin tightening, sun and age spots, vascular lesions, toenail fungus and many other conditions. LightPod lasers lead the industry in terms of providing the lowest total cost of ownership for aesthetic lasers. Aerolase has a reputation for exceptional customer service and support, providing training, upgrade options and materials for the marketing of your aesthetic services.

**Aeslight .....636**

5052 South Jones Boulevard, #110  
Las Vegas, NV 89118

Aeslight is one of the world's largest cosmetic laser manufacturers. Our website is [www.aeslightusa.com](http://www.aeslightusa.com). With 10 machines cleared by FDA, we look forward to introducing our machines to the attendees of the conference.

**SILENT AUCTION DONOR**

**BRONZE SPONSOR**

**Alma Lasers, Inc. .... Island 409**

485 Half Day Road, Suite 100  
Buffalo Grove, IL 60089

Visit us at booth 409 to participate in Hot Topic presentations and discussions featuring experts in the industry and Alma Lasers' new breakthrough technologies.

**American Society for Laser Medicine and Surgery, Inc. .... 423**

2100 Stewart Avenue, Suite 240  
Wausau, WI 54401

The American Society for Laser Medicine and Surgery is the world's largest scientific organization dedicated to facilitating research, education, and high standards of clinical care in the field of medical laser applications. It provides a forum for the exchange of scientific information and participates in communicating the latest developments in laser medicine and surgery to clinicians, research investigators, government, regulatory agencies, and the public. The Society has taken the lead in formulating standards and guidelines for establishing safe, effective laser programs in hospitals and other institutions, and has recommended standards for medical laser training programs. Stop by our booth, pick up a Society brochure, and complete a membership application today.

**AMT Engineering Co., Ltd. .... 433**

#811 Byoksan Technopia 434-6  
Sangdaewon 1-dong, Jungwon-gu  
Seongnam-si, Gyeonggi-do, Korea

AMT Engineering Co., Ltd. was founded in 1996. AMT has been striving for the highest standards for development and production of the medical laser systems with advanced technologies.

**Anthony Products, Inc. .... Island 819**

7740 Records Street  
Indianapolis, IN 46226

For 44 years, Anthony Products, Inc. has specialized in the distribution of ENT, plastic surgery and dermatology instruments and equipment. Gio Pelle, specializes in customized skincare and microdermabrasion. Gio Pelle offers personalized gel packs for post procedure recovery. Private label opportunities are also available.

**SILENT AUCTION DONOR**

**BRONZE SPONSOR**

**Astanza Laser ..... 622**

1770 Saint James Place, Suite 505  
Houston, TX 77056

Advanced technology with unparalleled support, Astanza products are the gold standard of the tattoo removal industry. Greater efficacy, better safety, and superior reliability make our lasers the choice of physicians and business owners concerned about patient satisfaction and practice profitability. Our lasers are the foundation to a well-equipped clinic; our partnership is what makes those clinics thrive.

**Bellaire Industry ..... 602**

11 Heather Court  
Middle Island, NY 11953

Our micro needle devices use comprehensive motorized needles to penetrate the skin and stimulate collagen and elastin in the dermis layer for collagen regeneration. The MesoPen™ is entirely constructed of metal and specially engineered to provide automatic needle reciprocation in a constant linear direction. MesoPen™ uses 12 point needles that are internationally patented for its unique design that makes it less painful than other devices on the market.

**SILENT AUCTION DONOR**

**GOLD SPONSOR**

**BTL Industries, Inc. .... Island 531**

47 Loring Drive  
Framingham, MA 01702

Established in 1993, BTL Aesthetics has become one of the major world manufacturers of medical devices. BTL's primary segments include cardiology, such as holter monitoring and stress test systems, pneumology, physical therapy, and medical aesthetics. BTL's aesthetic division manufactures non-surgical radiofrequency devices that represent the best in skin tightening and wrinkle reduction. Exilis ELITE™ treats the face and body; portable Protege ELITE™ targets the face and neck; Vanquish™ delivers sub-cutaneous heating for body treatments using a contact-free, operator-monitored clinical approach.

**SILENT AUCTION DONOR**

**COPPER SPONSOR**

**B&W Tek, Inc. .... 536**

19 Shea Way  
Newark, DE 19713

B&W Tek, Inc. is an advanced instrumentation company producing optical spectroscopy and laser instrumentation. Our strong vertical integration capability allows us to provide custom product development, design and manufacturing. We have a proven track record in delivering innovative OED and OEM solutions for the pharmaceutical, biomedical, medical, chemical, and lighting industries. All key components are designed in-house and manufactured in our ISO 9001 and 13485 certified manufacturing facility, allowing customers to take advantage of B&W Tek's industrial design and custom development services to create a solution in as little as 90 days.

**SILENT AUCTION DONOR**

**Canfield Imaging Systems ..... 421**

253 Passaic Avenue  
Fairfield, NJ 07004-2524

Canfield Imaging Systems is the leading developer of photographic imaging solutions for the medical and skin care industries. Canfield products are utilized in medical and aesthetic practices, hospitals, skin care centers and medical spas. Product lines include Mirror® imaging software, VISIA® complexion analysis, VECTRA® 3D systems, Reveal® facial imagers, VEOS™ dermatoscopes, IntelliStudio® photographic studio solutions and numerous specialized imaging systems for clinical photography. Canfield Imaging Systems is a division of Canfield Scientific, the world's leading provider of custom photographic systems, image monitoring, and centralized analysis services for the clinical studies in the pharmaceutical, biotechnology and cosmetics industries.

**Chromogenex US, Inc. .... 530**

5872 Sterling Drive  
Howell, MI 48843

Chromogenex US, Inc. has been the leading manufacturer of cutting-edge lasers in the aesthetics market for over 25 years. Chromogenex's flagship products: the i-Lipo and i-Lipo Ultra are the award-winning, non-surgical laser systems for body contouring and circumferential reduction

**Clinical Resolution Lab, Inc. .... 231**

1400 West Lambert Road, Suite C  
Brea, CA 92821

Clinical Resolution Lab, Inc. will be introducing new innovative technology in microneedling and derma filling devices and techniques.

**Curamedix, LLC .....203**

40 Albion Road, Suite 101  
Lincoln, RI 02865

CuraMedix, LLC is an emerging leader in medical technology focused on the development, distribution, utilization and commercialization of non-surgical biologic response activating devices in the regenerative medicine area for the repair of tissue, musculoskeletal and vascular structures.

**INDUSTRY ADVISORY COUNCIL MEMBER**

**SILENT AUCTION DONOR**

**BRONZE SPONSOR**

**GOLDMAN CIRCLE CORPORATE FOUNDING MEMBER – RUBY**

**Cutera ..... Island 601**

3240 Bayshore Boulevard  
Brisbane, CA 94005

Cutera is a leading provider of laser and other energy-based systems for practitioners worldwide. Cutera's innovative laser products; truSculpt™, Excel V™ and XEO™ provide the most advanced and versatile technologies available today. Visit us at booth 601 and meet the newest additions to our product portfolio for your growing practice needs.

**INDUSTRY ADVISORY COUNCIL MEMBER**

**SILENT AUCTION DONOR**

**SILVER SPONSOR**

**GOLDMAN CIRCLE CORPORATE FOUNDING MEMBER – SAPPHIRE**

**Cynosure, Inc. .... Island 701**

5 Carlisle Road  
Westford, MA 01886-3601

Cynosure, Inc. leads the world in aesthetic laser technologies and research, creating innovative, safe, and efficacious procedures for the treatments patients want most. These include hair removal, treatment of vascular and pigmented lesions, skin revitalization, tattoo removal, laser lipolysis to liquefy and remove unwanted fat, and the temporary reduction in the appearance of cellulite. Established in 1991, Cynosure has expanded its family of products through strategic acquisitions including Palomar, a pioneer in cosmetic laser and IPL systems. The company is headquartered in Westford, Massachusetts.

**DEKA Medical, Inc. ....537**

746 Southview Way  
Woodside, CA 94062

DEKA Medical, Inc., a division of the El.En. Group, a world leader and pioneer in the laser market and industry, brings a selected range of medical and aesthetic devices, including the highly acclaimed SmartXide DOT to the North American market. DEKA Medical provides advanced devices capable of delivering the highest standards in safety, reliability and consistency.

**Demandforce, Inc. ....330**

22 Fourth Street, 12<sup>th</sup> Floor  
San Francisco, CA 94103

Demandforce, Inc., an award winning patient communications system, integrates seamlessly with your practice management software to automate your marketing and help enhance your web presence. Demandforce helps attract new patients with reviews posted on Facebook and Google Places, retain existing patients with online communications, and measure results and patient satisfaction with real-time reporting.

### SILENT AUCTION DONOR

#### **DermaSweep.....524**

4231 Pacific Street, Suite 3  
Rocklin, CA 95677

DermaSweep is an innovative multi-level microresurfacing system which incorporates bristles and vacuum for a more effective exfoliation with increased circulation. Following the desired level of treatment, the skin is then infused with paraben-free skin specific solutions, PeelFusions, and our exclusive NuCell infusion using ADSC media peptides, growth factors, and cytokins.

#### **Diowave Laser Systems-Technological Medical Advancements, LLC.....715**

3879 Byron Drive  
Riviera Beach, FL 33404

Revolutionizing Pain Management! Technological Medical Advancements, LLC is a manufacturer with over 12 years of laser development experience. In 2003, the company's CEO received the first FDA 510K marketing clearance for a class IV therapy laser. In 2012, the company launched the next generation of therapy lasers; the DIOWAVE laser system using high dose laser therapy technology resulting in more therapeutic energy in faster time with better outcomes. When you invest in a DIOWAVE laser system, you've made an investment in clinical and financial success! The company invites you to see a demonstration of this exciting and practice changing technology today.

#### **Directed Light, Inc. ....205**

633 River Oaks Parkway  
San Jose, CA 95134

Directed Light, Inc. is a leading global provider of superior quality, cost effective laser products and services to the medical, industrial and scientific marketplace. We have been in business for 30 years. Our experience and extensive network makes Directed Light your single, trusted source for mission-critical laser components, supplies and personalized service for your medical laser and IPL. Directed Light offers reliable repair of medical lasers and IPL's. We are committed to excellence in product quality and customer satisfaction and offer an extensive stock of critical components.

### INDUSTRY ADVISORY COUNCIL MEMBER

#### SILENT AUCTION DONOR

#### COPPER SPONSOR

#### **Ellman International, Inc..... Island 315**

3333 Royal Avenue  
Oceanside, NY 11572

Ellman International, Inc. is committed to providing innovative products that serve the needs of our global customers. With the addition of laser and IPL systems through the acquisition of Sandstone™ Medical Technologies, Ellman now offers a full complement of aesthetic products that also includes the Pelleve® wrinkle reduction system and the Surgitron® surgical RF systems. Our advanced radiofrequency products are used around the world for precision surgical and aesthetic procedures in the aesthetic, surgical, dental and veterinary fields.

#### **Elsevier, Inc.....706**

1600 JFK Boulevard, Suite 1800  
Philadelphia, PA 19103

ELSEVIER, Inc. is a leading publisher of health science publications, advancing medicine by delivering superior reference information and decision support tools to doctors, nurses, health practitioners and students. With an extensive media spectrum — print, online and handheld, we are able to supply the information you need in the most convenient format.

**EltaMD Skincare ..... 334**

2055 Luna Road, Suite 126  
Carrollton, TX 75006

Booth visitors will receive an EltaMD® sample kit with sunscreen and skin care products formulated for post-treatment application.

**EndyMed, Inc. .... Island 101**

790 Madison Avenue, Suite 402  
New York, NY 10021

EndyMed will be displaying both the EndyMed PRO platform with handpiece devices and the desktop EndyMed Pure device with attached handpieces. Company brochures and a television monitor will be available in our booth.

**Epionce..... 523**

10211 West Emerald Street  
Boise, ID 83704

Physician-dispensed nonprescription Epionce, is an innovative skin wellness line designed to optimize the health of the skin by working with its own protective and reparative systems. Multiple independent clinical studies have proven the products effectiveness in helping to reverse and prevent visible skin aging and symptoms of skin diseases. The ideal cosmeceutical line for anyone who desires optimally healthy, beautiful skin.

**SILENT AUCTION DONOR**

**Fallene, Ltd..... 611**

2555 Industry Lane, Suite A  
Norristown, PA 19403-3933

Fallene, Ltd. manufactures the most complete sun protection available, a comprehensive multi-product line of full sun protection products. Using nano-particle technology to create a complete reflective barrier against harmful UVB/UVA radiation.

**Focus Medical..... 723**

Focus Medical is a medical laser manufacturer specializing in design and development of high power aesthetic lasers. Our NaturaLase QS, Q-switched Nd:YAG, is the highest power laser for tattoo removal.

**FotoFinder Systems, Inc..... 408**

9693 Gerwig Lane, Suite 5  
Columbia, MD 21046-2837

FotoFinder Systems, Inc. sells Body Station, the imaging system for consistent before and afters of face and body and the Adonia system for face complexion analysis.

**Fotona Lasers ..... Island 209**

P.O. Box 900  
Wilmar, MN 56201

Fotona Lasers presents the highest performance laser systems in the world. Unmatched speed, power and technology provide the widest range of aesthetic treatment options available. Fast, safe and superior treatment results provide life-changing solutions for both patient and laser owner.



**HydraFacial MD – Edge Systems.....215**

2277 Redondo Avenue  
Signal Hill, CA 90755

Edge Systems is an FDA registered manufacturer of advanced aesthetic technologies and products that deliver high return on investment opportunities. Edge provides ongoing, comprehensive marketing support to help increase customer's profitability. Edge's premier system is the HydraFacial MD® skin solution based hydradermabrasion system, ranked one level above IPL for skin rejuvenation. The HydraFacial™ uses the patented HydroPeel® tips to resurface the skin while simultaneously Vortex-Fusing™ skin enhancing solutions, including antioxidants, hyaluronic acid, peptide complex, and acid peels.

**Incredible Marketing .....520**

310 Goddard, Suite 200  
Irvine, CA 92618

Incredible Marketing are web scientists with attitude! Online marketing experts, to be exact. We took the medical world by storm six years ago, serving up the world's best medical Search Engine Optimization, Social Media Marketing, mobile websites, and custom web design. Think your digital marketing is incredible? Find out! Ask Erving the Owl in booth 520!

**InMode.....617**

100 Leek Crescent, Suite 15  
Richmond Hill, Ontario L4B 3E6  
Canada

InMode is an Israeli-based medical device company that manufactures and markets aesthetic applications: body contouring, skin resurfacing, skin rejuvenation, hair removal, essentially 15+ revenue streams in one machine. InMode has revolutionary non-invasive options for fractional skin resurfacing and contraction (Fractora), ultra-fast diode hair removal (Diolaze), skin pigmentation and vascular lesions (Lumecca Photofacial), and cellulite/body contouring (BodyFX). InMode will continue to provide superior quality and innovative technology for the most in-demand procedures patients want most.

**SILENT AUCTION DONOR**

**Innovative Optics, Inc. ....302**

6812 Hemlock Lane  
Maple Grove, MN 55369

Innovative Optics, Inc. is a leading manufacturer of laser and IPL eyewear. We specialize in the manufacturing and distribution of protective glasses, goggles and eye shields for clinicians and patients. We also offer a wide variety of laser safe products including barriers, windows, sheets and signs. Our products are found in the healthcare, dental, and industrial markets world-wide. Custom made products include prescription laser spectacles, and the patented laser clip-In which is worn with magnifying loupes when operating a laser.

**Jan Marini Skin Research, Inc.....620**

6951 Via Del Oro  
San Jose, CA 95119

Jan Marini Skin Research, Inc. is a recognized leader in providing medically based topical skincare solutions to physicians and skin care professionals.

**Laser Peripherals, LLC ..... 635**

1355 10<sup>th</sup> Avenue North, Suite 110  
Minneapolis, MN 55441-5554

Laser Peripherals Surgical Fibers designs, manufactures, distributes and OEM's medical laser fibers for use in both hard and soft tissue surgical laser applications. We manufacture and market at least forty different surgical fiber options for use with diode, holmium, KTP and Nd:YAG lasers. Fiber designs include freebeam, contact and lateral emitting. Laser Peripherals is regulatory compliant, FDA registered, and ISO/CE certified. We have continual opportunities for distribution partners in a variety of both national and International markets.

**Laser Scientific ..... 304**

210 Commerce Boulevard, Suite A  
Round Rock, TX 78664

Laser Scientific specializes in designing, engineering, and manufacturing high performance laser components, replacement parts and accessories for a variety of cosmetic lasers. In addition, we provide nationwide service and global equipment sales and support.

**LEONI Fiber Optics, Inc. .... 436**

209 Bulifants Boulevard  
Williamsburg, VA 23188

LEONI Fiber Optics, Inc. is a totally vertically integrated company and is the recognized global leader with the highest quality medical laser fiber optics and handpieces, at the lowest price, with on time delivery. We make our own preforms, draw our own fibers, build the assemblies, sterilize, package and custom label in house. We are world known for our scope friendly round tip thin jacket fibers with slim barrel, designed to protect scopes from insertion damage and reduce expensive repair costs. These fibers are more flexible and allow more irrigation to pass through the working channel while the fiber is deployed.

**SILENT AUCTION DONOR**

**COPPER SPONSOR**

**Light Age, Inc. .... 431**

500 Apgar Drive  
Somerset, NJ 08873

Light Age, Inc. is a privately held United States corporation, incorporated in California with principal offices in New Jersey. Light Age is a global supplier of advanced and state-of-the-art laser systems and related technologies. Light Age focuses on the creation of innovative products that serve human needs. Its innovations span a very broad range of needs from basic science to cutting edge applications enabling breakthroughs in clinical practice, advanced therapeutics and diagnostics, advanced manufacturing, government applications, and research in the basic and applied sciences, medicine and industry.

**LIGHTWAVE Technologies ..... 810**

2205 West Lone Cactus, Suite 11  
Phoenix, AZ 85027

LIGHTWAVE Technologies will exhibit its FDA cleared LEDt/PDT devices. We will also introduce and discuss new uses for LED and topical dermaticals.

**Lila Enterprise, LLC ..... 218**

245 Scranton Carbondale Highway  
Dickson City, PA 18508

Lila Enterprise, LLC diverse teams of United States representatives have 20 plus years experience in providing and developing solutions for the private practice physician. Our primary goal is offering complimentary product solutions and support that will elevate the financial performance for our valued customers. This year we are excited to introduce the Strawberry-laser body contouring system that complements our existing line of diagnostic imaging products. The Strawberry-laser consistently provides loss of fat in inches, with the first 20-minute treatment. This is a non-surgical device, no recovery, no pain, no bruising and creates substantial revenues for those who incorporate our solution into their practice. Please find more detail at [www.strawberry-laser.us](http://www.strawberry-laser.us).

### **SILENT AUCTION DONOR**

#### **Liquid Smile .....314**

7437 South Eastern Avenue, Suite 200  
Las Vegas, NV 89123

Liquid Smile is the first and only professional take-home teeth whitening pen. At 12% hydrogen peroxide, it is sold only through medical professionals including plastic surgeons, dental offices and medical spas. Liquid Smile is a great adjunct to such Med Spa procedures as Restylane, Juvederm, Botox, laser and other skin improvement procedures. Whitening is the number one requested cosmetic procedure; Liquid Smile is the number one whitener.

### **INDUSTRY ADVISORY COUNCIL MEMBER**

#### **SILENT AUCTION DONOR**

#### **GOLD SPONSOR**

### **GOLDMAN CIRCLE CORPORATE FOUNDING MEMBER – RUBY**

#### **Lumenis®, Inc. .... Island 509**

2033 Gateway Place, Suite 200  
San Jose, CA 95110

Lumenis®, Inc. is the world's largest medical laser company, is a market leader in aesthetic products that include the UltraPulse® and AcuPulse™ fractional CO<sub>2</sub> lasers, Light Sheer Duet® hair removal system, and the M22™ multi-technology platform. Lumenis aesthetic systems are renowned for delivering the highest standards of excellence, quality and reliability. For more information about Lumenis aesthetic products, please visit: [www.aesthetic.lumenis.com](http://www.aesthetic.lumenis.com)

#### **Lutronic, Inc. .... Island 331**

850 Auburn Court  
Fremont, CA 94538-7306

Lutronic, Inc. is a leading innovator in advanced aesthetic technology, was established in 1997 bringing intuitive, robust, versatile devices that are affordable and efficacious to the worldwide medical community. Our versatile system offerings include melasma, tattoo removal, vascular lesions, hair removal, wrinkle reduction, resurfacing, body/facial contouring, healing and more.

#### **MD-Ware Software .....501**

1788 Drew Road, Suite A  
Mississauga, Ontario L5S 1L7  
Canada

MD-Ware Practice Management Software is the easiest and most powerful all-in-one solution available today. MD-Ware was developed by industry professionals for industry professionals and offers a complete solution with unprecedented ease-of-use. From our easy touch screen design to our automated marketing to our fast and simple EMR we are the clear choice. New this year we are offering Escripts and have a great show special.

#### **MedEsthetics Magazine .....217**

7628 Densmore Avenue  
Van Nuys, CA 91406

MedEsthetics and Surgical Aesthetics magazines serve medical professionals and private practices that offer noninvasive, minimally invasive and surgical cosmetic procedures by providing coverage on practice management, practice building, industry news, and the latest equipment and treatment trends.

#### **Medicol USA, Inc. ....337**

1032 Ticonderoga Drive  
Sunnyvale, CA 94087

Medicol USA, Inc. has the latest and most affordable FDA cleared CO<sub>2</sub> fractional laser, IPL and professional phototherapy technology available. We offer 0% interest in our direct credit and payment plans.

**SILENT AUCTION DONOR**

**COPPER SPONSOR**

**Miramar Labs, Inc. .... Island 223**

445 Indio Way  
Sunnyvale, CA 94085

Miramar Labs is a medical device company dedicated to bringing the next generation energy modality to treat dermatologic medical conditions. Supported by rigorous clinical research, Miramar Labs is focused on addressing medical conditions for which there are significant unmet clinical needs. Their first priority is the treatment of excessive underarm sweat, a medical condition that significantly affects the quality of life of millions of people. The company's miraDry system utilizes microwave energy technology to treat excessive underarm sweat, providing lasting results using a non-invasive, outpatient procedure. Physicians and patients are encouraged to visit [www.miradry.com](http://www.miradry.com) for additional information.

**SILENT AUCTION DONOR**

**COPPER SPONSOR**

**Modulight, Inc. .... 714**

Hermiankatu 22  
Tamere, Finland 33720

Modulight, Inc. ISO13485 certified OEM laser systems are suitable for cancer therapy, bacteria removal, life science and dentistry. Existing CE approved product platform available for single or multiple output channel therapy light sources with wavelength selection possibility, allows cost-efficient product launches and short time to market. Pre-qualified platforms also offer direct savings in new product approvals through existing design history and CB testing documentation.

**Neograft.....820**

419 Southfork, Suite 103  
Lewisville, TX 75057

NeoGraft is the only complete harvesting system with the no touch implantation technology. The system cores the graft with vacuum pressure, harvesting the graft into a holding canister. No touch implanter allows quick minimal graft manipulation.

**NORSELD PTY, Ltd. .... 730**

18 Lowe Street  
Adelaide, SA 5000  
Australia

The powerful, fast and advanced Dual Yellow laser system, with solid-state electronics, is a proven choice for clinicians around the world. This copper bromide laser system is the result of Norseld's commitment and investment in this type of technology. The Dual Yellow uniquely produces two wavelengths, 578nm yellow and 511nm green. It is the combination of the perfect wavelength, the perfect penetration depth and the perfect power density that makes the Dual Yellow laser with FEM technology unique in the world.

**Novabay Pharmaceuticals, Inc..... 708**

5980 Horton Street, Suite 550  
Emeryville, CA 94608

NovaBay Pharmaceuticals, Inc. is a clinical-stage biopharmaceutical company developing proprietary and patented compounds. These novel, topical, anti-infective compounds include: Aganocides®, which are currently in United States FDA phase two clinical trials for treatment of adenoviral conjunctivitis, impetigo, and urinary catheter blockage and encrustation (UCBE) and CelleRx™, a unique, ionic-based, topical solution specially designed to gently clean and ease discomfort following aesthetic dermatology and plastic surgery procedures. CelleRx™ is a United States FDA 510(k) cleared medical device.

### **SILENT AUCTION DONOR**

**Oculo-Plastik, Inc. ....503**

200 Suave West  
Montreal, Quebec H3L 1Y9  
Canada

LaserSecure instruments and ocular shields (Cox II and II H with offset handle and Durette II - III and IV external goggles). The Durette III and IV feature movable plastic or metal attachments. OPSOFT mouthguard for hair removal with laser, IPL and RF systems. Laser eyewear for the operating room. Disposable stick-on eye patches for laser, IPL and LED. Not for laser: up to 50 cycles in autoclavable, yellow transparent or black plastic ocular shields, Jaeger and Desmarres. Also Durette plastic goggles (black or white) for PDT and LEDs.

**Oxygenetix Institute, Inc. ....235**

9663 Santa Monica Boulevard, Suite 223  
Beverly Hills, CA 90210

Oxygenetix Breathable Foundation - is a breakthrough foundation to cover, help heal and minimize - even eliminate - procedural scars. Designed for doctors, Breathable foundation covers and treats a wide variety of skin problems: skin injuries, wounds, rashes, cracked, dry skin, acne scars, rosacea and other skin conditions. On post-surgical scars, patients are re-assured and impressed that after care includes safely camouflaging any evidence of surgery. "Ceravitae", the super charged oxygen complex in Breathable foundation, proliferates collagen cell and connective tissue growth in aging or wounded skin. "Ceravitae", the super charged oxygen complex in Breathable foundation, proliferates collagen cell and connective tissue growth in aging or wounded skin. Because of the unique properties of Oxygenetix, it is also great skin care that can be used as a daily skin friendly foundation. Non-Comedogenic (it won't clog pores). Oil-Free. Fragrance -Free. Organically certified ingredients. Contains SPF 25 (for UVA/UVB sun protection).

**PatientNOW .....201**

6160 South Syracuse Way, Suite B-100  
Greenwood Village, CO 80111

PatientNOW is a feature rich PMS/EMR designed for aesthetic medical practices. We feature the revolutionary Patient Acquisition and Retention™ ("PAR™") pathway system. PAR is exclusively designed to capture and retain every prospect and increase practice revenue. Utilized by 5,000 practitioners nationwide, PatientNOW has a client retention rate of over 90%.

**Perigee Medical, Inc. ....220**

50 Woodside Plaza, Suite 108  
Redwood City, CA 94061

Perigee Medical, Inc. is the exclusive distributor for the North American aesthetic market of Asclepion Medical and Energist, world leaders in the laser industry. Perigee Medical offers a wide range of medical laser devices popular for their advanced technology, superior performance and design. These include the highly acclaimed MedioStar NeXT, Dermablate effect, TattooStar Effect and the VPL UltraPlus.

**PhotoMedex .....309**

100 Lakeside Drive, Suite 100  
Horsham, PA 19044

PhotoMedex offers innovative products including the XTRAC® excimer laser for psoriasis and vitiligo, Neova® skincare with patented copper peptide technology and DNA repair enzymes for skin and hair, and Omnilux™ LED products. In addition, Radiancey, a PhotoMedex company, offers patented LHE® systems and no!no! at home hair and skin devices.

**Pinnacle Biologics .....332**

2801 Lakeside Drive, Suite 209

Bannockburn, IL 60015

PDT with Photofrin® is indicated in NSCLC lung and esophageal cancers. Photofrin is marketed and developed by Pinnacle Biologics, Inc., Bannockburn, Illinois. [www.pinnaclebiologics.com](http://www.pinnaclebiologics.com)

**Practical Dermatology/Modern Aesthetics .....522**

1008 Upper Gulph Road

Wayne, PA 19087

*Practical Dermatology®* covers clinical, cosmetic, and practice management topics for 12,500 dermatologists and PA's monthly. *Modern Aesthetics®* covers minimally invasive aesthetics for dermatologists and plastic surgeons. For more information visit [www.practicaldermatology.com](http://www.practicaldermatology.com) or [www.modernaesthetics.com](http://www.modernaesthetics.com).

**PRIME Journal .....Tabletop 8**

Christchurch Court, 10-15 Newgate Street

London EC1A 7AZ

United Kingdom

*PRIME Journal* is the leading scientific journal for health professionals, doctors and surgeons working in the aesthetic and anti-aging industry. For more information visit [www.prime-journal.com](http://www.prime-journal.com).

**Ra Medical Systems, Inc. ....718**

1930 Kellogg Avenue

Carlsbad, CA 92008

Ra Medical Systems, Inc. markets the PHAROS EX-308, an advanced 308nm super narrowband UVB excimer laser for psoriasis, vitiligo, atopic dermatitis, and leukoderma. It is ideal for localized, recalcitrant, and difficult-to-treat psoriasis including scalp, palms and soles, and intertriginous lesions and for localized vitiligo, including facial and peri-orbital areas. For more information visit us at [www.ramed.com](http://www.ramed.com).

**SILENT AUCTION DONOR**

**Rockwell Laser Industries .....609**

7754 Camargo Road

Cincinnati, OH 45243

Rockwell Laser Industries offers integrated laser-safety services, including FDA/CDRH/IEC compliance reporting assistance, accredited laser testing, enclosure design/fabrication and ANSI audits. Rockwell Laser Industries provides a line of products and laser safety courses with hands-on experience available at regional locations, online, or at your facility.

**INDUSTRY ADVISORY COUNCIL MEMBER**

**SILENT AUCTION DONOR**

**COPPER SPONSOR**

**Sciton, Inc. .... Island 415**

925 Commercial Street

Palo Alto, CA 94303

Sciton, Inc. is a leading manufacturer and provider of superior laser and light-based aesthetic solutions. Sciton systems are designed to grow with your practice. When the needs of your practice expand, you can upgrade your existing system with new and innovative modules allowing you to offer more treatment options. Stop by the Sciton booth to learn more.



**SensoPath Technologies, Inc. ....538**

920 Technology Boulevard, Suite B  
Bozeman, MT 59718

SensoPath Technologies, Inc. is an early stage pharmaceutical research and development company located in Bozeman, Montana. SensoPath Technologies research and development is dedicated to developing a new class of light-active photodynamic therapy photosensitizers for the minimally invasive treatment of solid cancerous tumors that are recurring, refractory and resistant to traditional treatment regimens based on surgery, radiation and chemotherapy. These new photosensitizers incorporate targeting agents that direct the therapeutic to over-expressed receptor sites on the tumor surface. The new photosensitizers can be activated in the NIR in the tissue transparency window, and imaging agents incorporated into the therapeutic ensemble can image the tumor in real time, providing image-guidance during the irradiation process. SensoPath Technologies has a global customer base for their proprietary line of surface-modification molecules for self-assembled monolayers on gold, used in biosensors and imaging applications as well as a line of one and two photon fluorescent dyes.

**Skincential Sciences, Inc.....711**

10620 Treena Street, Suite 230  
San Diego, CA 92131

The Clearista Refining Pen™ delivers a safe and patented solution which, through focused exfoliation, smoothes a range of raised and/or pigmented surface imperfections: bumps, discolorations and rough spots on the skin's surface. This procedure is called Targeted Corrective Exfoliation, or TCX for short. TCX is a fast and effective way to accelerate skin's natural exfoliation process. In fact, it's so effective, one can see initial results in just a few minutes. And since the Clearista Refining Pen™ is designed to only target unwanted surface imperfections the surrounding skin remains unaffected. With no downtime involved, you can go back to living your daily life without delay. Clearista Refining Pen™ proves that while we inevitably age, our skin certainly doesn't have to.

**SmartGraft™ by Vision Medical.....721**

P.O. Box 536  
Chester Heights, PA 19017

The SmartGraft™ automated follicular unit extractor with "SmartHarvest™" technology is the latest innovation in minimally invasive hair restoration. This advance technology allows surgeons to focus on their own vision, artistry and strategies. The results are no linear scar, reduced treatment times, increased safety, efficacy and more natural looking results.

**INDUSTRY ADVISORY COUNCIL MEMBER**

**BRONZE SPONSOR**

**Solta Medical, a Division of Valeant Pharmaceuticals, Inc. .... Island 401**

25881 Industrial Boulevard  
Hayward, CA 94545

Solta Medical, a Division of Valeant Pharmaceuticals, Inc., is a global leader in medical aesthetics, provides innovative solutions for patients and physicians. The company offers aesthetic energy devices for skin resurfacing and rejuvenation, acne reduction, body contouring and skin tightening, as well as tools and accessories to optimize the latest liposuction techniques. The Solta Medical portfolio includes the well-known brands Thermage®, Fraxel®, Clear + Brilliant®, Liposonix®, Isolaz®, CLARO®, VASERlipo™, VASERshape™, VASERsmooth™, VentX®, PowerX®, TouchView®, and Origins™, which collectively make up a comprehensive platform to address a range of aesthetic skin and body issues. More than two million procedures have been performed around the world. Contact information: 877-782-2286 or [www.solta.com](http://www.solta.com).



**Solutionreach.....619**

3098 Executive Parkway, Suite 300  
Lehi, UT 84043

Solutionreach is a patient engagement software service designed to maintain and retain existing patients while identifying and acquiring new patients. Utilizing the latest automated text/email messaging technologies and social media tools, Solutionreach helps you to increase productivity and grow your practice, while you focus on your patients.

**Surgimedics.....633**

1803 Grandstand, Suite 101  
San Antonio, TX 78238

Surgimedics is a global leader in the design and manufacturing of laser and electrosurgical smoke evacuation equipment.

**INDUSTRY ADVISORY COUNCIL MEMBER**

**SILENT AUCTION DONOR**

**GOLD SPONSOR**

**Syneron-Candela..... Island 301**

3 Goodyear, Unit A  
Irvine, CA 92618

Syneron Medical, Ltd., a company devoted to real technology, real science and real results, is the leading global aesthetic device company with a comprehensive product portfolio combined with world-class service and support. The company's technology enables physicians to provide advanced solutions for a broad range of medical aesthetic applications including body contouring, hair removal, wrinkle reduction, rejuvenation of the skin's appearance through the treatment of superficial benign vascular and pigmented lesions, and the treatment of acne, leg veins and cellulite. The company sells its products under two distinct brands, Syneron and Candela.

**SILENT AUCTION DONOR**

**Syris Scientific.....607**

22 Shaker Road  
P.O. Box 127  
Gray, ME 04039

Syris Scientifics' patented cross polarized visualization systems continue to allow healthcare providers to see vascular structures 1mm below the skin's surface. Laser, sclerotherapy and dermatologic procedures are enhanced by the reduced glare, magnification and illumination. Ask about our 30-day no risk trial offer. For more information visit [www.syrisscientific.com](http://www.syrisscientific.com) or call 800-714-1374.

**ThermiAesthetics .....631**

401 North Carroll Avenue  
Southlake, TX 76092

ThermiAesthetics is a leading manufacturer of temperature controlled radio frequency technology. The company's flagship product is ThermiRF, a platform technology which may be utilized as a surgeon's tool for various minimally and non-invasive applications.

**ThermoTek, Inc.....437**

1200 Lakeside Parkway, Suite 200  
Flower Mound, TX 75028

ThermoTek, Inc. has been a leader in the medical device industry for more than 20 years. Our solid state ArTek air chiller and ArTek spot contact cooler are effective air and contact dermal cooling devices for laser/light based treatments and injectables.

**TJS, Inc. .... 505**

3010 Route 10

Denville, NJ 07834

TJS, Inc. is a technical laser company supporting the medical and aesthetic lasers worldwide offering laser repairs, service, and components including flashlamps, laser pump chamber components, cavities, filters, flow tubes, fibers, and IPL handpiece repairs.

**Topix Pharmaceuticals, Inc. .... 549**

174 Route 109

West Babylon, NY 11704

Topix Pharmaceuticals, Inc. has been dedicated to improving skin health and provides advanced skin care products since 1981. The company's primary therapeutic focus is dermatology with an innovative skin care product portfolio utilized in treating a wide array of skin conditions.

**INDUSTRY ADVISORY COUNCIL MEMBER**

**SILENT AUCTION DONOR**

**SILVER SPONSOR**

**Ulthera®, Inc. .... Island 731**

1840 South Stapley Drive, Suite 200

Mesa, AZ 85204

Ulthera®, Inc. is a global medical device company focused on developing and commercializing technologies for aesthetic and medical applications using its therapeutic ultrasound platform technology. The Ulthera® system is the first and only energy-based device to receive United States FDA clearance for a non-invasive aesthetic lift indication. It is used in a face and neck procedure known as Ultherapy®, which is an FDA cleared treatment to lift skin above the brow, on the neck and under the chin. Founded in 2004 and based in Mesa, Arizona, Ulthera® is a privately held company. For more information visit [www.ultherapy.com](http://www.ultherapy.com).

**Venus Concepts, Ltd. .... 219**

255 Consumers Road

Toronto, Ontario M2J 1R4

Canada

Venus Concept, Ltd. provides revolutionary patented technologies that deliver superior efficacy and patient satisfaction for non-surgical body contouring, cellulite reduction, wrinkle reduction, stretch mark improvement and skin tightening for the face, neck and body. Check out our product portfolio: Venus Swan™, Venus Freeze™, and Venus Legacy™ featuring LiftFX™ and SculptFX™. Come and experience the ultimate treatment devices on the market.

**SILENT AUCTION DONOR**

**COPPER SPONSOR**

**Viora, Inc. .... 207**

392 Summit Avenue

Jersey City, NJ 07306

VIORA, Inc. is a market-leading manufacturer and technology provider of advanced radiofrequency, light-based systems and diamond tip microdermabrasion. The Reaction™ is the first and only FDA cleared bipolar radiofrequency device with multi frequency and vacuum therapy for body contouring, offering the medical professional an unheard-of level of control and precision to target specific skin depths, a combination that delivers immediate visible results. The Trios™ is an advanced phototherapy system. Trios™ meets patients' demand, offering long-term hair removal, skin rejuvenation and acne clearance treatments. The award-winning Pristine™ microdermabrasion procedure offers patients a non-invasive and exfoliation treatment.

**Wolters Kluwer Health ..... 615**

202 9<sup>th</sup> Street SE  
Washington, DC 20003

Lippincott Williams & Wilkins (LWW) is a unit of Wolters Kluwer Health information companies offering specialized publications and software in professional health information. LWW provides essential information for healthcare professionals in print and electronic formats.

**Yodle ..... 307**

50 West 23<sup>rd</sup> Street, Suite 401  
New York, NY 10010

Yodle, a leader in local online marketing, connects thousands of local businesses with consumers in a process so simple and cost-effective that business owners can't imagine any other way to advertise. Yodle has developed an integrated approach to signing up and serving local businesses that are transitioning their marketing budgets online.

**INDUSTRY ADVISORY COUNCIL MEMBER**

**SILENT AUCTION DONOR**

**BRONZE SPONSOR**

**GOLDMAN CIRCLE CORPORATE FOUNDING MEMBER – RUBY**

**Zeltiq Aesthetic, Inc. .... Island 515**

4698 Willow Road  
Pleasanton, CA 94588

CoolSculpting® by ZELTIQ® is transforming the aesthetic industry with the world's only proven, non-invasive procedure using Cryolipolysis to eliminate fat in specific areas of a patient's body without harming surrounding tissue or organs. Developed by world-renowned scientists, CoolSculpting® is FDA cleared and has clinically proven efficacy with undeniable results.

**SILENT AUCTION DONOR**

**COPPER SPONSOR**

**Zimmer MedizinSystems ..... 406**

25 Mauchly, Suite 300  
Irvine, CA 92618

Zimmer MedizinSystems, the manufacturer of the Zimmer Cryo cold air chiller is pleased to introduce the ZWave. This radial pulsed therapy device generates radiating pulses which have been shown to temporarily reduce the appearance of cellulite. In addition many clinicians have found the ZWave to be an appropriate alternative to massage as an adjunct to various aesthetic procedures. Please visit us in booth 406 to see the new ZWave and to look over the family of Zimmer cold air devices.

## Exhibitor Listing

Acuderm .....	604	Lila Enterprise, LLC.....	218
AdValue Photonics .....	318	Liquid Smile.....	314
Aerolase Corporation .....	623	Lumenis®, Inc. ....	509
Aeslight.....	636	Lutronic, Inc.....	331
Alma Lasers, Inc.....	409	MD-Ware Software.....	501
ASLMS .....	423	<i>MedEsthetics Magazine</i> .....	217
AMT Engineering Co., Ltd.....	433	Medicol USA, Inc.....	337
Anthony Products, Inc. ....	819	Miramar Labs, Inc. ....	223
Astanza Laser.....	622	Modulight, Inc.....	714
Bellaire Industry.....	602	Neograft.....	820
BTL Industries, Inc. ....	531	NORSELD PTY, Ltd.....	730
B&W Tek, Inc.....	536	Novabay Pharmaceuticals, Inc. ....	708
Canfield Imaging Systems.....	421	Oculo-Plastik, Inc. ....	503
Chromogenex US, Inc. ....	530	Oxygenetix Institute, Inc.....	235
Clinical Resolution Lab, Inc. ....	231	PatientNOW .....	201
Curamedix, LLC.....	203	Perigee Medical, Inc.....	220
Cutera.....	601	PhotoMedex .....	309
Cynosure, Inc. ....	701	Pinnacle Biologics .....	332
DEKA Medical, Inc. ....	537	Practical Dermatology/Modern Aesthetics .....	522
Demandforce, Inc. ....	330	PRIME Journal .....	Tabletop 8
DermaSweep.....	524	Ra Medical Systems, Inc.....	718
Diowave Laser Systems-Technological Medical Advancements, LLC .....	715	Rockwell Laser Industries .....	609
Directed Light, Inc. ....	205	Sciton, Inc. ....	415
Ellman International, Inc.....	315	SensoPath Technologies, Inc. ....	538
Elsevier, Inc.....	706	Skincential Sciences, Inc. ....	711
EltaMD Skincare.....	334	Smartgraft™ by Vision Medical.....	721
EndyMed, Inc.....	101	Solta Medical, a Division of Valeant Pharmaceuticals, Inc.....	401
Epionce.....	523	Solutionreach .....	619
Fallenne, Ltd.....	611	Surgimedics .....	633
Focus Medical .....	723	Syneron-Candela .....	301
FotoFinder Systems, Inc. ....	408	Syris Scientific.....	607
Fotona Lasers.....	209	ThermiAesthetics .....	631
HydraFacial MD – Edge Systems .....	215	ThermoTek, Inc. ....	437
Incredible Marketing .....	520	TJS, Inc. ....	505
InMode.....	617	Topix Pharmaceuticals, Inc.....	549
Innovative Optics, Inc. ....	302	Ulthera®, Inc. ....	731
Jan Marini Skin Research, Inc.....	620	Venus Concepts, Ltd.....	219
Laser Peripherals, LLC.....	635	Vlora, Inc.....	207
Laser Scientific .....	304	Wolters Kluwer Health.....	615
LEONI Fiber Optics, Inc. ....	436	Yodle .....	307
Light Age, Inc.....	431	Zeltiq Aesthetics, Inc.....	515
LIGHTWAVE Technologies.....	810	Zimmer MedizinSystems.....	406

# *Thank You*

The American Society for Laser Medicine and Surgery, Inc. (ASLMS) would like to thank the following who have generously sponsored functions at the 34<sup>th</sup> ASLMS Annual Conference.

## *Gold Sponsor*

BTL Industries, Inc.  
Lumenis®, Inc.  
Syneron-Candela

## *Silver Sponsor*

Cynosure, Inc.  
Ulthera®, Inc.

## *Bronze Sponsors*

Aerolase Corporation  
Alma Lasers  
Astanza Lasers  
Cutera  
Merz Aesthetics, a Division of Merz  
North America, Inc.  
Solta Medical, a Division of Valeant  
Pharmaceuticals, Inc.  
Zeltiq Aesthetics, Inc.

## *Copper Sponsors*

B&W Tek, Inc.  
Cutting Edge Aesthetics, LLC  
Ellman International, Inc.  
Light Age  
Medicis  
Miramar Labs, Inc.  
Modulight, Inc.  
Sciton, Inc.  
Viora, Inc.  
Zimmer MedizinSystems

## *Preceptorship Program*

Cynosure

## *Resident / Fellow Reception*

Medicis

## *Tech Connect*

Aerolase Corporation  
BTL Industries, Inc.  
Cutera  
Lumenis®, Inc.  
Sciton, Inc.  
Syneron-Candela  
ThermiAesthetics  
Zeltiq Aesthetics, Inc.

# ASLMS and Industry Share in the Benefits of Continuing Development of Laser Applications

Industry has played a critical role in the establishment and the growth of ASLMS and the use of lasers in medical and surgical applications. The Industry Advisory Council was created to provide a mutually beneficial relationship through which ASLMS and laser and related technology industries can work together to increase the value of an ASLMS membership, and to improve patient care by supporting research initiatives, and applications of laser and related technologies in medicine and surgery.

Because both ASLMS and industry share in the benefits of the continuing development of laser applications, the resources generated from Industry Advisory Council memberships and the net proceeds generated from the industry supported Silent Auction are dedicated to the funding of laser application research. At the 2013 Annual Conference, ASLMS awarded over \$130,000 to researchers and students who are working on important laser research projects that may be applied someday to the medical and surgical care of patients. This year, approximately \$145,000 will be awarded for new research projects. ASLMS is especially pleased to announce that within the past eight years; over \$1.4 million in research has been awarded.

We would also like to acknowledge and thank the following members of the **ASLMS Industry Advisory Council**.

Aerolase Corporation  
Cutera  
Cutting Edge Aesthetics LLC  
Cynosure, Inc.  
Ellman International  
Lumenis®, Inc.  
Merz Aesthetics, a Division of Merz North America, Inc.  
Sciton, Inc.  
Solta Medical a Division of Valeant Pharmaceuticals, Inc.  
Syneron-Candela  
Ulthera, Inc.  
Zeltiq Aesthetics, Inc.



# Presidential Citations and Awards

Friday, April 4, 2014  
10:40 – 11:14 am  
North Hall C



***Murad Alam, M.D., MSCI***  
***ASLMS Member Since 2001***

In appreciation of his service and dedication to the Society and for his energy, ideas, creativity and his ability and willingness to think out of the box.



***Kenneth A. Arndt, M.D.***  
***ASLMS Member Since 1981***

In appreciation of his generosity, thoughtfulness, creativity, intellectual curiosity, enthusiasm, leadership, vision, and friendship and for his tireless support and dedication to the Society.



***George J. Hruza, M.D., M.B.A.***  
***ASLMS Member Since 1987***

In appreciation of his service, leadership and continued dedication to the Society.



***Raymond J. Lanzafame, M.D., M.B.A.***  
***ASLMS Member Since 1984***

In grateful appreciation of his service and dedication to the Society in providing persistently excellent oversight of our educational programs and maintaining the Society's compliance with the ACCME.



***Elizabeth L. Tanzi, M.D.***  
***ASLMS Member Since 2001***

In appreciation of her voice of reason and help in guiding the Society to new heights with charm, dignity and eloquence.

## **ASLMS Central Office Staff**

In grateful appreciation of their years of service and dedication to the Society and for giving of themselves in such a tireless, self-effacing, unassuming professional manner.

# Presidential Citations and Awards

Friday, April 4, 2014  
10:40 – 11:14 am  
North Hall C

## 2014 Awards are presented to:

### DR. RICHARD E. FITZPATRICK CLINICAL RESEARCH AND INNOVATIONS AWARD

Recipient: ***Lori A. Brightman***  
Co-Authors: *Jeremy A. Brauer, Hamad Alabdulrazzaq, Alan Gold, Jason Pozner, Hema Sundaram, Roy G. Geronemus*  
Location: Laser & Skin Surgery Center of New York, New York, NY, Aesthetic Plastic Surgery & Cosmetic Medicine, Great Neck, NY, Boca Raton, FL, Sanctuary Plastic Surgery, Sanctuary Centre, Boca Raton, FL, Sundaram Dermatology, Cosmetic & Laser Surgery Center, Rockville, MD, Fairfax, VA  
Abstract Title: ABDOMINAL CIRCUMFERENCE REDUCTION USING A NEW HIGH POWER RADIOFREQUENCY TECHNOLOGY COMBINED WITH INFRARED LIGHT AND MECHANICAL MANIPULATION FOR BODY CONTOURING TREATMENT  
Presentation Date: April 6, 2014 – North Hall C – 8:00 am

### BEST OVERALL EXPERIMENTAL AND TRANSLATIONAL RESEARCH AWARD

Recipient: ***H. Ray Jalian***  
Co-Authors: *Joshua Tam, Lilit Garibyan, R. Rox Anderson*  
Location: Massachusetts General Hospital, Boston, MA  
Abstract Title: SELECTIVE CRYOLYSIS OF SEBACEOUS GLANDS  
Presentation Date: April 4, 2014 – North Hall C – 2:03 pm

### BEST CLINICAL NURSING/ALLIED HEALTH AWARD

Recipient: ***Laura McDermott***  
Location: Laguna Beach, CA  
Abstract Title: COMBINATION THERAPY: MECHANICAL RESURFACING WITH ADIPOSED-DERIVED STEM CELL INFUSION  
Presentation Date: April 3, 2014 – North 225 A&B – 11:07 am

# Presidential Citations and Awards

Friday, April 4, 2014  
10:40 – 11:14 am  
North Hall C

## 2014 Awards are presented to:

### **BEST STUDENT/RESIDENT CUTANEOUS LASER SURGERY AWARD**

Recipient: **Salman Alsaad**  
Co-Authors: *E. Victor Ross, Lee Miller, Vineet Mishra*  
Location: Scripps Clinic, San Diego, CA  
Abstract Title: A SPLIT FACE MULTI-CENTER STUDY TO DOCUMENT THE SAFETY AND EFFICACY OF CLEARANCE OF MELASMA WITH A 5 NS Q-SWITCHED Nd:YAG LASER vs A 50 NS Q-SWITCHED Nd:YAG LASER  
Presentation Date: April 5, 2014 – North Hall C – 5:15 pm

### **BEST STUDENT/RESIDENT EXPERIMENTAL AND TRANSLATIONAL RESEARCH SESSION AWARD**

Recipient: **Molly R. Keenan**  
Co-Authors: *Sarah J. Leung, Photini Rice, R. Andrew Wall, Jennifer K. Barton*  
Location: The University of Arizona, Tucson, AZ  
Abstract Title: DUAL-MODALITY ENDOSCOPIC IMAGING OF CANCER IN MOUSE MODEL  
Presentation Date: April 4, 2014 – North 224 A&B – 1:30 pm

### **BEST STUDENT/RESIDENT PHOTOBIOMODULATION SESSION AWARD**

Recipient: **Andrew Mamalis**  
Co-Authors: *Jared Jagdeo, Manveer Garcha, Gail Sckisel*  
Location: University of California-Davis, Sacramento, CA  
Abstract Title: LIGHT EMITTING DIODE-GENERATED BLUE LIGHT MODULATES FIBROBLAST PROLIFERATION, MIGRATION SPEED AND REACTIVE OXYGEN SPECIES  
Presentation Date: April 4, 2014 – North 222 A&B – 2:00 pm

## ***Congratulations!***

Congratulations to **Dr. Timothy Baran** on being selected as this year's *Lasers in Surgery and Medicine* Young Investigator Award recipient. The winning submission entitled "Recovery of Intrinsic Fluorescence from Single-Point Interstitial Measurements for Quantification of Doxorubicin Concentration" was published in LSM Issue 45 #8 by Baran, et.al.

# Presidential Citations and Awards

Friday, April 4, 2014  
10:40 – 11:14 am  
North Hall C

## 2014 Awards are presented to:

### **BEST STUDENT/RESIDENT PAPDT/ASLMS PDT SESSION AWARD**

Recipient: ***Bradley Bloom***  
Co-Authors: *David Orbuch, Joshua Greenbaum, Jeremy Brauer, Leonard Bernstein, Elizabeth Hale, Julie Karen, Lori Brightman, Elliot Weiss, Robert Anolik, Roy Geronemus*  
Location: New York University School of Medicine, Laser & Skin Surgery Center of New York, New York, NY  
Abstract Title: THE PHOTODYNAMIC THERAPY EXPERIENCE OF A HIGH VOLUME LASER AND DERMATOLOGIC SURGERY CENTER  
Presentation Date: April 4, 2014 – North 225 A&B – 3:30 pm

### **BEST STUDENT/RESIDENT RESIDENT/FELLOW SESSION AWARD**

Recipient: ***Jose Calderon***  
Co-Author: *David Serrano*  
Location: University of Puerto Rico, Mayaguez, Puerto Rico  
Abstract Title: DYNAMIC SPATIAL FREQUENCY VISION: CONCEPT OF HYPERBOLIC PATTERN MODULATION AND COMPUTER IMAGE PROCESSING FOR CONTROL OF PHOTOTHERAPEUTIC DEVICES  
Presentation Date: April 5, 2014 – North 229 A&B – 5:20 pm

### **BEST STUDENT/RESIDENT SURGICAL APPLICATIONS/INTERSTITIAL LASER THERAPY SESSION AWARD**

Recipient: ***Rudy Andriani***  
Co-Authors: *R. Lyle Hood, John Robertson, John Rossmeisl, Christopher Rylander*  
Location: School of Biomedical Engineering and Sciences, Virginia Tech, Virginia-Maryland Regional College of Veterinary Medicine, Blacksburg, VA  
Abstract Title: ARBORIZING CATHETER FOR FIBEROPTIC TOOLS IN THE BRAIN  
Presentation Date: April 4, 2014 – North 222C – 1:30 pm

# Caroline and William Mark Memorial Award

Friday, April 4, 2014 - 10:40 – 11:14 am – North Hall C

William B. Mark was a design engineer who became involved with the utilization of lasers in medicine during the mid 1970's. After attending the Second International Medical Laser Congress in Detroit, Michigan, he began working to establish an organization covering all medical specialties, an organization to allow and encourage physicians and scientists to exchange knowledge, explore uses of present equipment, and generate new medical lasers and accessories. The Caroline and William Mark Memorial Award is presented to a member selected for outstanding contributions to laser technology.



2014 Caroline and William Mark Memorial Award  
is presented to:

***Reginald Birngruber, Ph.D., M.D.***  
Luebeck, Germany

*Dr. Birngruber's award lecture entitled "Optical Imaging – A Tool for Guidance and Control of Laser Therapy: Review and New Perspectives" will be presented on Friday, April 4, 2014 at 2:30 pm during the Experimental and Translational Research Session in North 224 A&B.*

## Distinguished Recipients (to date)

1982	Leon Goldman	(deceased)	1998	George S. Abela	East Lansing, MI
1983	Thomas J. Dougherty	Buffalo, NY	1999	Richard O. Gregory	Celebration, FL
1984	Geza J. Jako	Melrose, MA	2000	Isaac Kaplan	(deceased)
1985	Joseph H. Bellina	(deceased)	2001	Raymond J. Lanzafame	Rochester, NY
1986	Francis A. L'Esperance	New York, NY	2002	Ashley J. Welch	Austin, TX
1987	Leonard J. Cerullo	Chicago, IL	2003	Martin J.C. van Gemert	The Netherlands
1988	John A. Dixon	(deceased)	2004	Brian C. Wilson	Toronto, Canada
1989	Myron L. Wolbarsht	Durham, NC	2005	Lars O. Svaasand	Trondheim, Norway
1990	Michael W. Berns	Irvine, CA	2006	Joseph T. Walsh, Jr.	Evanston, IL
1991	John A. Parrish	Boston, MA	2007	Serge R. Mordon	Lille, France
1992	Robert H. Ossoff	Nashville, TN	2008	Richard E. Fitzpatrick	La Jolla, CA
1993	James McCaughan, Jr.	Galena, OH	2009	J. Stuart Nelson	Irvine, CA
1994	Marvin P. Fried	Bronx, NY	2010	E. Victor Ross	San Diego, CA
1995	Ronald G. Wheeland	Columbia, MO	2011	Franz Hillenkamp	Muenster, Germany
1996	Kenneth A. Arndt	Chestnut Hill, MA	2012	James C. Hsia	Wayland, MA
1997	R. Rox Anderson	Boston, MA	2013	William A. Farinelli	Boston, MA

# Ellet H. Drake Memorial Award

Friday, April 4, 2014 - 10:40 – 11:14 am – North Hall C

The Ellet H. Drake Memorial Award was established in 1995 to recognize a practicing physician who has contributed to innovative laser procedures and/or laser products for medicine. The award is given in honor of Ellet Drake, M.D., Co-Founder of the American Society for Laser Medicine and Surgery. The award recipient must be a practicing physician with at least five years of practice, contributed to innovative laser procedures and/or laser products for medicine, contributed to literature, and has demonstrated excellence in teaching on a regional or greater level substantiating his/her laser activity during his/her career.



2014 Ellet H. Drake Memorial Award  
is presented to:

***Nathan S. Uebelhoer, D.O.***  
San Diego, CA

*Dr. Uebelhoer's award lecture entitled "Structure and Function: The Dermatologic Principle of Scar Rehabilitation" will be presented on Saturday, April 5, 2014 at 10:02 am during the Cutting Edge: Laser and Skin Session in North Hall C.*

## Distinguished Recipients (to date)

1995	John A. Parrish	Boston, MA	2005	Richard E. Fitzpatrick	La Jolla, CA
1996	R. Rox Anderson	Boston, MA	2006	Kenneth A. Arndt	Chestnut Hill, MA
1997	David B. Apfelberg	Palo Alto, CA	2007	E. Victor Ross	San Diego, CA
1998	Ronald G. Wheeland	Columbia, MO	2008	Jeffrey S. Dover	Chestnut Hill, MA
1999	Raymond Lanza fame	Rochester, NY	2009	Suzanne L. Kilmer	Sacramento, CA
2000	George S. Abela	East Lansing, MI	2010	Henry H.L. Chan	Hong Kong
2001	Roy G. Geronemus	New York, NY	2011	Dieter Manstein	Boston, MA
2002	Jerome M. Garden	Chicago, IL	2012	Brian S. Biesman	Nashville, TN
2003	Robert A. Weiss	Hunt Valley, MD	2013	Emil A. Tanghetti	Sacramento, CA
2004	J. Stuart Nelson	Irvine, CA			

# Nursing/Allied Health Excellence Award

Friday, April 4, 2014 - 10:40 – 11:14 am – North Hall C

The Nursing/Allied Health Excellence Award was established in 1991 to recognize outstanding nursing/allied health contributions to ASLMS and the advancement of joint practice in laser medicine and surgery. As an active member of ASLMS, the recipient of this award has promoted laser nursing/allied health in medicine through demonstrated expertise, consistent professional conduct and exceptional standards of practice in nursing.



2014 Nursing/Allied Health Excellence Award  
is presented to:

**Patricia A. Owens, R.N., M.H.A., C.M.L.S.O.**  
LaQuinta, CA

*Ms. Owens' award lecture entitled "The Essence of Excellence – 'Safety Education'" will be presented on Thursday, April 3, 2014 at 9:10 am during the Nursing/Allied Health Course in North 225 A&B.*

## Distinguished Recipients (to date)


1991	Sue E. Huether	Sandy, UT	2003	Donna C. Gabriel	Boston, MA
1992	Carolyn J. Mackety	Holland, MI	2004	Deirdre A. O'Hare	Waltham, MA
1993	Penny J. Smalley	Chicago, IL	2005	Judy A. Chamberlain	Cincinnati, OH
1994	Patricia A. Hartwig	Minneapolis, MN	2006	Rebecca L. Sprague	Sacramento, CA
1995	Mary A. Cayton	Milwaukee, WI	2007	Jeff T. Counters	Edina, MN
1996	Vangie Dennis	Lawrenceville, GA	2008	Sharon K. Olson	Olympia, WA
1997	Patricia A. Durgin	West Columbia, SC	2009	Sue Terry	McFarland, WI
1998	Kay A. Ball	Lewis Center, OH	2010	Krystie P. Lennox	Boca Raton, FL
1999	Patricia A. Owens	Olympia, WA	2011	Faye M. Jenkins	Wilmington, MA
2000	Dale Goodwin McMeekin	(deceased)	2012	Holly Bryan	Washington, DC
2001	Susan L. Olson	Minneapolis, MN	2013	Laurie C. Grizzard	Dallas, TX
2002	Mary E. Flor	Edina, MN			



# Leon Goldman Memorial Award

Friday, April 4, 2014 - 10:40 – 11:14 am – North Hall C

The Leon Goldman Memorial Award was established in 1998 to recognize the many contributions in the areas of clinical laser research, laser patient care, and medical laser education of Leon Goldman, M.D., the "Father of Laser Medicine." The award recipient must be a practicing physician who has demonstrated longitudinal excellence throughout their career in performing clinical laser research, providing high quality laser services to patients or educating others in medical laser applications. The individual must also share the characteristics of honesty, high ethical standards and a dedication to patients that were possessed by its namesake.



2014 Leon Goldman Memorial Award  
is presented to:

***E. Victor Ross, M.D.***  
San Diego, CA

*Dr. Ross' award lecture entitled "The Next Big Thing: A Ten Year Forecast" will be presented on Saturday, April 5, 2014 at 11:02 am during the Treatment Pearl Marathon Session in North Hall C.*

## Distinguished Recipients (to date)

1999	David J. Goldberg	Hackensack, NJ	2007	J. Stuart Nelson	Irvine, CA
2000	Jeffrey S. Dover	Chestnut Hill, MA	2008	Jerome M. Garden	Chicago, IL
2001	Tina S. Alster	Washington, DC	2009	Christopher B. Zachary	Irvine, CA
2002	R. Rox Anderson	Boston, MA	2010	Brian S. Biesman	Nashville, TN
2003	Kenneth A. Arndt	Chestnut Hill, MA	2011	Stephen G. Bown	United Kingdom
2004	Richard E. Fitzpatrick	La Jolla, CA	2012	Robert A. Weiss	Hunt Valley, MD
2005	Ronald G. Wheeland	Columbia, MO	2013	Raymond Lanzafame	Rochester, NY
2006	Roy G. Geronemus	New York, NY			

# Annual Conference Program Committee




**PROGRAM CHAIR**  
***Murad Alam, M.D., MSCI***  
Northwestern University  
Chicago, IL



**PRESIDENT**  
***Jeffrey S. Dover, M.D., FRCPC***  
SkinCare Physicians  
Chestnut Hill, MA

*Thank you to the following outstanding group of Section Chairs and staff who voluntarily labored tirelessly this year to select the best abstracts for presentation at the Annual Conference. During this conference, they will continue to work hard to ensure that their sessions run on time and that the speakers provide appropriate disclosures of interest to maintain our current CME accreditation by the Accreditation Council of Continuing Medical Education.*



**CUTANEOUS LASER  
SURGERY SECTION CO-CHAIR**  
***Henry H.L. Chan, M.D., Ph.D., F.R.C.P.***  
University of Hong Kong, Hong  
Kong SAR, China



**CUTANEOUS LASER  
SURGERY SECTION  
CO-CHAIR**  
***George J. Hruza, M.D., M.B.A.***  
Laser & Dermatologic Surgery  
Center  
Chesterfield, MO



**CUTTING EDGE "LASER  
AND SKIN" SECTION CHAIR**  
***J. Stuart Nelson, M.D., Ph.D.***  
Beckman Laser Institute and  
Medical Clinic, University of  
California, Irvine, CA



**ePOSTER SECTION CHAIR**  
***Emil A. Tanghetti, M.D.***  
Center for Dermatology & Laser  
Surgery, Sacramento, CA



**EXPERIMENTAL AND  
TRANSLATIONAL MEDICINE  
CO-CHAIR**  
***James W. Tunnell, Ph.D.***  
University of Texas at Austin  
Austin, TX



**EXPERIMENTAL AND  
TRANSLATIONAL MEDICINE  
CO-CHAIR**  
***Tianyi Wang, Ph.D.***  
University of Texas at Austin  
Austin, TX



**NORTH AMERICAN  
ASSOCIATION FOR LASER  
THERAPY (NAALT) SECTION  
CHAIR**

***Gerald R. Ross, D.D.S.***

Private Practice, Tottenham  
Ontario, Canada



**NURSING/ALLIED HEALTH  
CO-CHAIR**

***Rebecca L. Sprague R.N.,  
N.P.-C***

Laser & Skin Surgery Center  
Sacramento, CA



**NURSING/ALLIED HEALTH  
SECTION CO-CHAIR**

***Laurie C. Grizzard, R.N., B.S.N.***

Dallas Plastic Surgery  
Institute/Epicentre Parklane  
Dallas, TX



**PANAMERICAN  
PHOTODYNAMIC  
ASSOCIATION (PAPDT)  
SECTION CO-CHAIR**

***Macrene R. Alexiades-  
Armenakas, M.D.***

New York, NY



**PANAMERICAN  
PHOTODYNAMIC  
ASSOCIATION (PAPDT)  
SECTION CO-CHAIR**

***Ron R. Allison, M.D.***

Medical Director, 21st Century  
Oncology, Greenville, NC



**PANAMERICAN  
PHOTODYNAMIC  
ASSOCIATION (PAPDT)  
SECTION CO-CHAIR**

***Merrill A. Biel, M.D., Ph.D.***

Ear, Nose and Throat  
SpecialtyCare of MN  
Minneapolis, MN



**PHOTOBIMODULATION  
SECTION CO-CHAIR**

***Juanita J. Anders, Ph.D.***

Uniformed Services University of  
the Health Sciences  
Bethesda, MD



**PHOTOBIMODULATION  
SECTION CO-CHAIR**

***Michael R. Hamblin, Ph.D.***

Associate Professor,  
Department of Dermatology,  
Harvard Medical School,  
Principal Investigator, Wellman  
Center for Photomedicine,  
Massachusetts General  
Hospital, Boston, MA



**PHOTOBIMODULATION  
SECTION CO-CHAIR**

***Leonardo Longo, M.D.***

Universita' delgi Studi Biomedici  
di S. Marino, San Marino  
Republic



**RESIDENT/FELLOW  
ABSTRACT SESSION  
CO-CHAIR**

***Bradley S. Bloom, M.D.***

New York University, Laser &  
Skin Surgery Center of New  
York, New York, NY



**RESIDENT/FELLOW  
ABSTRACT SESSION  
CO-CHAIR**

***Diana Bolotin, M.D., Ph.D.***

Section of Dermatology,  
University of Chicago, Chicago, IL



**RESIDENT/FELLOW  
ABSTRACT SESSION  
CO-CHAIR**

***Jeremy B. Green, M.D.***

Dr. Brandt Dermatology  
Associates, University of Miami  
Department of Dermatology  
Miami, FL



**RESIDENT/FELLOW  
ABSTRACT SESSION  
CO-CHAIR**

***Anthony M. Rossi, M.D.***

Memorial Sloan Kettering Cancer  
Center, New York, New York



**RESIDENT/FELLOW  
ABSTRACT SESSION  
CO-CHAIR**

***Lucile L. White, M.D.***

Director of Laser Surgery  
DermSurgery Laser Center  
Houston, TX



**SURGICAL APPLICATIONS/  
INTERSTITIAL LASER  
THERAPY SECTION CO-CHAIR**

***Raymond J. Lanzafame, M.D.,  
M.B.A.***

Raymond J. Lanzafame, MD  
PLLC, Rochester, NY



**SURGICAL APPLICATIONS/  
INTERSTITIAL LASER  
THERAPY SECTION  
CO-CHAIR**

***Carson Wong, M.D.***

Southwest Urology, Inc.  
Middleburg Heights, OH



**EXHIBIT CHAIR**

***Richard O. Gregory, M.D.***

Celebration Health Institute of  
Aesthetic Surgery  
Celebration, FL



## ASLMS Staff



***Dianne Dalsky***  
Executive Director  
Wausau, WI  
dianne@aslms.org



***Barb Brown***  
Program and Services  
Coordinator  
Wausau, WI  
barb@aslms.org



***Paula Deffner***  
Accounting Assistant  
Wausau, WI  
paula@aslms.org



***Diane Dodds***  
Member and Customer Service  
Specialist  
Wausau, WI  
ddodds@aslms.org



***Jane Frohm***  
Industry Relations Specialist  
Wausau, WI  
jane@aslms.org



***Corri Marschall***  
Conference Specialist  
Wausau, WI  
corri@aslms.org



***Michelle Theiler***  
CME/Conference Coordinator  
Wausau, WI  
michelle@aslms.org



***Matthieu Vollmer***  
Marketing and Communications  
Coordinator  
Wausau, WI  
matt@aslms.org



***Kathryn Weast***  
Marketing and Education  
Specialist  
Wausau, WI  
kathryn@aslms.org

# ASLMS Policy on Mechanism to Identify and Resolve Conflict of Interest

The ASLMS is accredited by the Accreditation Council for Continuing Medical Education (ACCME). As such, we have made the choice to meet the ACCME's criteria for our practice of continuing medical education. Our accreditation is important to us. We look forward to working together to provide CME at the highest standard.

The ASLMS has implemented a process where everyone who is in a position to control the content of an educational activity must disclose to us all financial relationships with any commercial interest they and their spouse/partner may have received within the last 12 months. Should it be determined that a conflict of interest exists as a result of a financial relationship, it will need to be resolved prior to their involvement. In order to do this, all individuals who are in a position to control the content must complete a disclosure form. If any conflict develops between the time the disclosure form is completed and the educational activity, the individual must notify the ASLMS in writing and disclose the additional conflict of interest. Individuals, who refuse to disclose all financial relationships, will be disqualified from being a part of the planning and implementation of the CME activity.

## Process of Identifying and Resolving Conflict of Interest

### Annual Conference (Program Chair, Section Chairs, Speakers)

- 1) The President selects the Program Chair.
- 2) A Disclosure of Conflict of Interest "COI" form is completed by the Program Chair.
- 3) If the Program Chair refuses to disclose all financial relationships, he/she will be disqualified from participating in the program.
- 4) The CME Director reviews the Program Chair disclosure form and completes an **Acknowledgement of Disclosure Review** form. If it appears that the Program Chair has a COI as a result of a financial relationship, it will need to be resolved in order for the person to serve as Program Chair. If necessary, determination will be made by the CME Director under the guidance of the Board of Directors whether the proposed Program Chair can participate in the program.
- 5) The Program Chair selects Section Chairs.
- 6) A COI form is completed by each of the Section Chairs.
- 7) If the Section Chair refuses to disclose all financial relationships, he/she will be disqualified from participating in the program.
- 8) The CME Director reviews the Section Chair COI forms and completes an **Acknowledgement of Disclosure Review** form. If it appears that a Section Chair has a COI as a result of a financial relationship, it will need to be resolved in order for the person to serve as Section Chair. If necessary, determination will be made by the Program Chair and CME Director under the guidance of the Board of Directors whether the proposed Section Chair can participate in the program.
- 9) The Speakers complete the online disclosure form. The Section Chairs review the abstract and Speaker disclosure and complete an **Acknowledgement of Disclosure Review** form. If it appears that a Speaker has a COI as a result of a financial relationship, it will need to be resolved prior to the activity. If necessary, determination will be made by the Section Chair, Program Chair and CME Director under the guidance of the Board of Directors whether the proposed speaker can participate in the program.
- 10) If any conflict develops between the time the disclosure form is completed and the educational activity, the individual must notify the ASLMS in writing and disclose the additional conflict of interest.
- 11) The Section Chair and Speaker disclosure information is printed in the preliminary and final programs and journal.

# ASLMS Policy on Mechanism to Identify and Resolve Conflict of Interest

- 12) At the Annual Conference:
- a) Each Section Chair is provided with a checklist of Speakers who are required to disclose COI. The Section Chair is instructed to remind the Speaker to verbally disclose COI prior to their presentation, sign off on the checklist provided and return the form to the ASLMS.
  - b) In addition to a COI statement being printed in program materials, a COI slide will be prepared by the ASLMS Central Office based on the information provided on the completed disclosure form. The slide will be inserted before each presentation on the Central Server and will include any proprietary interest in any drugs, instruments or devices discussed in the presentation and/or any compensation received. Similarly, a slide will be shown to disclose the fact that the presentation content includes off-label uses of drugs or devices.
  - c) A copy of the session schedule and disclosure is posted at the entrance of the session room.
  - d) If a Speaker discloses a COI in writing, but does not verbally disclose prior to his/her presentation, the Section Chair will remind the Speaker at the end of the presentation to disclose the COI.
  - e) If a Speaker does not pre-disclose in writing or verbally, but it becomes apparent that a COI exists, the Section Chair, Program Chair, CME Director and/or Board Member will notify the audience and the speaker of the perceived COI. The speaker will be warned that further failures to comply with policy will result in the speaker's inability to participate in CME related activities of ASLMS in the future. (The Board of Directors may, at its discretion, impose other sanctions it feels are appropriate.)
  - f) Board members are provided with audit forms and asked to verify if Speakers disclose COI.
  - g) Attendees complete evaluation forms and are asked to comment about proper COI disclosure. Evaluation forms are reviewed by the CME Director, Program Chair and Section Chairs after which appropriate corrective action is taken.

## Courses (Directors/Faculty)

- 1) The Program Chair selects Course Directors.
- 2) A Disclosure of Conflict of Interest "COI" form is completed by all Course Directors.
- 3) If the Course Director refuses to disclose all financial relationships, he/she will be disqualified from participating in the program.
- 4) The CME Director review the Course Director disclosure forms. The CME Director completes an **Acknowledgement of Disclosure Review** form. If it appears that a Course Director has a COI as a result of a financial relationship, it will need to be resolved in order for the person to serve as Course Director. If necessary, determination will be made by the Program Chair and CME Director under the guidance of the Board of Directors if the proposed Course Director can participate in the program.
- 5) The Course Director selects Faculty.
- 6) The COI forms are completed by all Faculty.
- 7) If the Faculty Member refuses to disclose all financial relationships, he/she will be disqualified from participating in the program.
- 8) The Course Director and CME Director reviews the faculty COI forms. Course Director completes an **Acknowledgment of Disclosure Review** form. If it appears that a Faculty Member has a COI as a result of a financial relationship, it will need to be resolved in order for the person to serve as a Faculty Member. If necessary, determination will be made by the Course Director, Program Chair, and CME Director under the guidance of the Board of Directors whether the proposed Faculty Member can participate in the program.
- 9) If any conflict develops between the time the disclosure form is completed and the educational activity, the individual must notify the ASLMS in writing and disclose the additional conflict of interest.
- 10) Disclosure information is printed in course materials.



## ASLMS Policy on Mechanism to Identify and Resolve Conflict of Interest

- 11) At the conference:
- a) The Course Director is provided with a checklist of Faculty Members who are required to disclose COI. The Course Director is instructed to remind the Faculty to verbally disclose COI prior to their presentation, sign off on the checklist provided, and return the form to the ASLMS.
  - b) In addition to a COI statement being printed in program materials, a COI slide will be prepared by the ASLMS Central Office based on the information provided on the completed disclosure form. The slide will be inserted before each presentation on the Central Server and will include any proprietary interest in any drugs, instruments, or devices discussed in the presentation and/or any compensation received. Similarly, a slide will be shown to disclose the fact that the presentation content includes off-label uses of drugs or devices.
  - c) A copy of the session schedule and disclosure is posted at the entrance of the session room.
  - d) If a Faculty Member discloses a COI in writing, but does not verbally disclose prior to his/her presentation, the Course Director will remind Faculty at the end of the presentation to disclose.
  - e) If a Faculty Member does not pre-disclose in writing or verbally, but it becomes apparent that a COI exists, the Course Director, Program Chair, CME Director and/or Board Member will notify the audience and the speaker of the perceived COI. The speaker will be warned that further failures to comply with policy will result in the speaker's inability to participate in CME related activities of ASLMS in the future. (The Board of Directors may, at its discretion, impose other sanctions it feels are appropriate).
  - f) Board members are provided with audit forms and asked to verify if Faculty discloses COI.
  - g) Attendees complete evaluation forms and are asked to comment about proper COI disclosure. Evaluation forms are reviewed by the CME Director, Program Chair and Course Directors after which appropriate corrective action is taken.

### **Board of Directors**

In order for the Society to further the purpose for which it is organized and to maintain its reputation for excellence, it is important that Society decisions and actions not be influenced unduly by any special interests or individual members. The Society depends upon its members to shape its policies and the actions of organization policy makers must not be inappropriately affected by outside influences. Members of the ASLMS Board of Directors are required to complete a Disclosure of Interest Statement, annually. Copies of the completed disclosure forms will be included in each Board agenda, posted on the ASLMS website, and available at the ASLMS Central Office upon request.

*Approved by the Board of Directors, April 4, 2013*

## General Conference Information

### **CONTINENTAL BREAKFAST/COMPLIMENTARY BREAKS**

A complimentary continental breakfast and breaks will be provided to course attendees and conference attendees, Wednesday through Sunday.

### **DISASTER POLICY**

In the event of an emergency situation during the Annual Conference, information will be posted on the Society's website, [www.aslms.org](http://www.aslms.org).

### **HOTEL INFORMATION**

Sheraton Phoenix Downtown Hotel  
340 North 3<sup>rd</sup> Street  
Phoenix, AZ 85004  
Main Hotel Number: 602-262-2500  
Guest Fax Number: 602-262-2501

Check-in: 4:00 pm  
Check-out: 12:00 pm

There is parking at the hotel or across the street in the Sheraton's Harper lot. Additional parking information is available at [www.aslms.org](http://www.aslms.org) under "Annual Conference".

### **INTERNET**

Free wireless internet service will be available throughout the ASLMS meeting rooms, food court and expo halls. This service is designed for casual users and not guaranteed. If you are relying on the internet to showcase your product or services we strongly recommend a wired internet connection for guaranteed service.

### **LITERATURE/PHOTOGRAPHY / VIDEOTAPING POLICY**

NO literature can be distributed during courses and scientific sessions. NO photography or videotaping is permitted in courses, scientific sessions or the exhibit hall.

### **OFFICIAL LANGUAGE**

The official language at the 34<sup>th</sup> ASLMS Annual Conference is English. No simultaneous translation is available.

### **PHOTOGRAPHS**

The ASLMS reserves the right to take photos at the Annual Conference and to publish the photos in ASLMS marketing materials. Your attendance and registration authorizes the ASLMS to publish photos in our publications, marketing materials and on our website. If your photo appears on the website or in a publication, and you prefer that we discontinue using the image, please contact our office to identify the photo.

# General Conference Information

## PRESS

Press materials are available at the registration desk. Please contact Matthieu Vollmer, Marketing and Communications Coordinator, at [matt@aslms.org](mailto:matt@aslms.org) or 715-498-1242 with media inquiries. He will be available throughout the conference to offer additional information or to arrange interviews. Press releases and background information will also be available at the registration desk.

Members of the press are invited to all courses and sessions (excludes breakfasts and luncheons); however they must adhere to the guidelines below:

- Members of the press must register and wear badges identifying them as media representatives.
- Media representatives are required to schedule interviews with speakers through the Society's press coordinator, Matthieu Vollmer.
- Members of the press are not permitted to ask questions at the microphones during a session or course.

## SMOKING

It is a policy of the ASLMS that the use of tobacco products is strictly prohibited at the conference and in all areas of the exhibit hall (including setup and dismantle of exhibits). Thank you for not smoking.

## SPEAKER READY ROOM: North 221C

### Hours of Operation:

Wednesday, April 2, 2014	8 am - 5 pm
Thursday, April 3, 2014	6:30 am - 9 pm
Friday, April 4, 2014	6 am - 5:30 pm
Saturday, April 5, 2014	6 am - 5:30 pm
Sunday, April 6, 2014	6:30 am - 12:30 pm

## RESEARCH EDUCATION FUND RIBBONS AND PINS

You may note on attendee badges ribbons that signify a member who has given a contribution to the Research and Education Fund and Advancement of Laser Medicine Endowment Fund. Top research contributors will receive a pin to wear.

## RESPONSIBLE DRINKING POLICY

With alcohol served during the conference reception, the ASLMS encourages responsible drinking. In addition to alcoholic beverages, non-alcoholic options are provided. Alcohol is not served to anyone under age 21. Attendees may be asked to present their ID.

## COPYRIGHT

All of the proceedings of the conference, including the presentation of scientific papers, are intended solely for the benefit of the members of the ASLMS. No statement of presentation made is to be regarded as dedicated to the public domain. Any statement or presentation is to be regarded as limited publication only and all property rights in the material presented, including common law copyright, are expressly reserved to the speaker or to the ASLMS. Any sound reproduction, transcript or other use of the material presented at the Annual Conference without the permission of the speaker or the ASLMS is prohibited to the full extent of common law copyright in such material.

# General Conference Information

## **DISCLAIMER**

The views expressed and materials presented throughout the Annual Conference whether during scientific sessions, instructional courses or otherwise, represent the personal views of the individual participants and do not represent the opinion of the ASLMS. This organization assumes no responsibility for the content of the presentations made by an individual participant or group of participants

## **DISCLOSURE OF FACULTY'S AND SPEAKER'S COMMERCIAL RELATIONSHIP(S)**

Consistent with the ASLMS policy, faculty and speakers for the conference are expected to disclose at the beginning of their presentation, any economic or other personal interests that create, or it may be perceived as creating, a conflict related to the material discussed. This policy is intended to make you aware of faculty's and speaker's interests, so you may form your own judgments about such material. Disclosure of faculty's and speaker's relationship(s) is indicated in the conference program. Please be advised that FDA approval is specific in regard to approved uses and labeling of drugs and devices. The presenter must disclose whether or not the device/treatment is approved by the FDA or if it is considered to be investigational, and must fully disclose any off-label use of devices, drugs or other materials that constitute the subject of the presentation. In order to meet the guidelines established by the Accreditation Council for Continuing Medical Education, the ASLMS Committee on Continuing Education has endorsed the policy that disclosure of all proprietary interests or other potential conflicts of interest must be provided to conference registrants of all speakers and spouses who have relationships with industry.

## Continuing Education Credits

*A statement of CME credit hours will be issued to you on-site and/or following the conference which you can forward to your specialty boards, specialty academies or to your State Medical Examining Boards to meet your continuing education requirements.*

### **ANNUAL CONFERENCE**

#### **ACCME ACCREDITATION STATEMENT**

The American Society for Laser Medicine and Surgery, Inc. is accredited by the Accreditation Council for Continuing Medical Education to provide continuing medical education for physicians.

#### **CONTINUING MEDICAL EDUCATION CREDIT**

The American Society for Laser Medicine and Surgery, Inc. designates this live activity for a maximum of 23 *AMA PRA Category 1 Credit(s)*<sup>TM</sup>. Physicians should claim only the credit commensurate with the extent of their participation in the activity.

### **ASLMS ACTIVITIES**

#### **EDUCATIONAL ACTIVITY HOURS**

#### **CME CREDIT HOURS**

#### **CE CONTACT HOURS**

#### **COURSES**

Fundamentals of Lasers in Health Care	13.0 credit hours	15.6 contact hours
Units I – V (Day One Only)	6.0 credit hours	7.2 contact hours
Units VI – XII (Day Two Only)	7.0 credit hours	8.4 contact hours
Nursing/Allied Health	N/A	8.7 contact hours
Expert Treatment Approaches	3.75 credit hours	4.5 contact hours
Resurfacing, Rejuvenation and Recontouring	3.75 credit hours	4.5 contact hours
Hair and Pigment Removal and Vascular Lesions Treatments	3.75 credit hours	4.5 contact hours

#### **WORKSHOPS**

Laser Treatment of Patients of Color	1.5 credit hours	1.8 contact hours
Complications, Controversies, and Legal Issues	1.5 credit hours	1.8 contact hours
Burns and Trauma	1.5 credit hours	1.8 contact hours
Therapeutic Challenges and New Treatments	1.5 credit hours	1.8 contact hours
Basic Mechanisms of Photobiomodulation	1.5 credit hours	1.8 contact hours
Controversies in Laser and Energy Devices	2.0 credit hours	2.4 contact hours
The Skinny on Fat Reduction and Skin Tightening	2.0 credit hours	2.4 contact hours
Periorbital Therapies and Rejuvenation	2.0 credit hours	2.4 contact hours
Combining Botulinum Toxins and Fillers with Laser Procedures	2.0 credit hours	2.4 contact hours

## **EDUCATIONAL ACTIVITY HOURS\***

## **CME CREDIT HOURS   CE CONTACT HOURS**

### **LUNCHEONS**

How to Purchase Your First or Next Laser	1.0 credit hours	1.2 contact hours
Non-Invasive Skin Tightening and Fat Removal	1.0 credit hours	1.2 contact hours
Our Favorite Laser Pearls	1.0 credit hours	1.2 contact hours
Difficult Cases and Complications	1.0 credit hours	1.2 contact hours
Fractional Resurfacing	1.0 credit hours	1.2 contact hours
Scar Wars	1.0 credit hours	1.2 contact hours

### **BREAKFAST SESSIONS**

Dermatology/Plastic Surgery MOC Quiz	1.5 credit hours	1.8 contact hours
How Lasers and Energy Devices Work	1.5 credit hours	1.8 contact hours
Bench to Bedside: Current Problems and Future Technology	1.5 credit hours	1.8 contact hours
Expert Panel: Maximizing Patient Satisfaction and Retention	1.5 credit hours	1.8 contact hours
Cellulite	1.5 credit hours	1.8 contact hours
State-of-the-Art in Tattoo Treatment	1.5 credit hours	1.8 contact hours

### **Continuing Education Contact Hours**

Professional Medical Education Association is approved by the California Board of Registered Nursing, Provider # CEP 12386. Note: Most State Boards of Nursing accept another State Board's approval for granting credits. Check with the Board of Nursing in your state for clarification. Certificates of Attendance will be provided. ***You will receive a statement of CE contact hours after the Annual Conference.***



## CME Mission Statement

The American Society for Laser Medicine and Surgery (ASLMS) is a multidisciplinary organization whose membership includes representatives from all medical and surgical disciplines, nursing, dentistry, podiatric medicine, veterinary medicine, industry, research and government.

### **Purpose**

ASLMS is dedicated to enhancing the understanding of lasers and the application of lasers and related technologies in biomedicine. The ASLMS is committed to continuous quality improvement and excellence in all of its activities.

### **Target Audience**

The ASLMS is the largest organization of its kind and seeks to enhance dialogue between clinicians, scientists, industry and government through its variety of educational formats. The educational offerings are organized so that whether a novice or an expert, the attendees are provided with useful information.

### **Types of Activities Provided**

The ASLMS accomplishes this goal through committee meetings, general sessions, the Annual Conference, educational courses, regional courses and other programs. A variety of educational formats are used including plenary lectures, scientific paper and poster presentations, panel discussions, didactic lectures, and educational courses. The latest information regarding biomedical applications of laser technologies is presented by experts from these fields. The ASLMS also functions as both advocate and advisor to a variety of groups and organizations as well as the Food and Drug Administration. These programs are designed to foster dialogue and discussion between clinicians, scientists, and manufacturers.

### **Content**

Educational programs are designed to enable each participant to select the program and course of learning which best meets individual educational needs while at the same time covering a broad and more balanced range of topics.

### **Expected Results**

Written and verbal evaluations as well as pre-test and post-test results measure the degree to which these educational objectives are met and also provide information used for planning and implementation of future activities. All attendees will have exposure to basic science and clinical laser use in their particular field(s) of interest through their attendance and participation in plenary sessions, focus sessions, specialty breakout sessions, and clinical entity-based courses and panel sessions. The multispecialty nature of ASLMS educational offerings, as well as the spirit of disclosure among scientists and clinicians, provides cross-fertilization between specialties that often leads to breakthroughs in medicine, and facilitates the ability of the participants to fill gaps in their knowledge relative to these technologies and their applications. Specialty-specific courses provide exposure to information of clinical and scientific importance to those practicing in the field. Other content, including but not limited to courses and comprehensive educational activities such as the "Fundamentals of Lasers in Health Care" course and regional courses provide educational tools and will measure the degree to which material has been learned through the use of standardized testing methods. It is expected that participants in these activities will identify gaps in their knowledge, competence, or performance. It is expected that participants will use the knowledge gained to improve their clinical outcomes as a result of their improved understanding of the best practices relative to patient treatment with these technologies, and their safe use.

*Approved by the Board of Directors, November 5, 2013*

# Annual Conference Objectives

## **Educational Needs**

The educational needs are to advance the science of laser medicine and surgery, provide better education in the safe and effective clinical use of laser and energy devices, involve trainees in laser education and train non-medical clinical personnel who work in the laser field. Through didactic lectures, panels, courses, and conversation, the ASLMS Annual Conference instructs attendees on everything from the basic science behind lasers to the most up-to-date laser research to their everyday practical use in the clinic.

## **Designated Participants**

The designated participants are all those interested in the use of laser, energy devices, optics, and ancillary fields of surgery and medicine. The ASLMS Annual Conference is not a specialty specific conference but rather technology specific conference. Physicians attending the conference include dermatologists, plastic surgeons, otolaryngologists, urologists, general surgeons, neurologists, neurosurgeons, cardiologists, cardiac surgeons, oncologists, just to name a few. In addition, attendees from the nursing and allied health fields as well as industry itself are all welcome to share information about a variety of topics on lasers.

## **Background Requirements**

While knowledge of lasers and their use in medicine and surgery is desired, the conference is directed at all levels including novices coming to learn about lasers for the very first time.

## **Expected Learning Outcomes**

Attendees will leave the conference with a better understanding of the new basic science and clinical research in lasers and energy devices that may lead to novel therapeutic strategies, be better able to select appropriate laser and energy device therapies for specific patient problems, be better able to anticipate, prevent, and manage adverse events associated with clinical laser treatments and collaborate with patients to develop treatment plans that meet their physical and emotional needs. Attendees will identify gaps in their knowledge and performance and will use the information presented at the Annual Conference to close those gaps and improve their clinical outcomes and reduce their complications. These learning objectives will be reached by attendance in Fundamentals courses, clinical application courses, luncheons, workshops, plenary session, clinical breakout sessions and combined sessions, expert panels, focus sessions, and poster presentations. The multispecialty nature of this conference provides cross-fertilization between specialties and that frequently leads to clinical breakthroughs in multiple fields.

## **Annual Conference Highlights**

Conference highlights include the traditional and very popular pre-conference courses on a wide variety of topics in lasers as well as the basics and fundamentals courses and the nursing and allied health course. There will be an increased emphasis on small group sessions including interactive breakfast and lunch sessions, more time for abstract/breakout sessions, and a cohesive special program for residents and fellows.

## **CORPORATE MISSION AND VISION STATEMENT**

The ASLMS promotes excellence in patient care by advancing biomedical application of lasers and other energy based technologies worldwide.

The vision of the American Society for Laser Medicine and Surgery is to be the world's preeminent resource for biomedical laser and other energy based technologies research, education and clinical knowledge.

# ASLMS Learner Bill of Rights

The American Society for Laser Medicine and Surgery, Inc. (ASLMS) recognizes that you are a life-long learner who has chosen to engage in continuing medical education to identify or fill a gap in knowledge, skill, or performance. As part of ASLMS' duty to you as a learner, you have the right to expect that your continuing medical education experience with ASLMS includes:

- **Content that:**
  - promotes improvements or quality in health care;
  - is valid, reliable, and accurate;
  - offers balanced presentations that are free of commercial bias for or against a product/service;
  - is vetted through a process that resolves any conflicts of interests of planners, teachers, or authors;
  - is driven and based on learning needs, not commercial interests;
  - addresses the stated objectives or purpose; and
  - is evaluated for its effectiveness in meeting the identified educational need.
  
- **A learning environment that:**
  - supports learners' ability to meet their individual needs;
  - respects and attends to any special needs of the learners;
  - respects the diversity of groups of learners; and
  - is free of promotional, commercial, and/or sales activities.
  
- **Disclosure of:**
  - relevant financial relationships planners, teachers, and authors have with commercial interests related to the content of the activity; and
  - commercial support (funding or in-kind resources) of the activity.



2014 Annual Conference  
Pre-Conference Courses: April 2-3, 2014  
Annual Conference: April 4-6, 2014  
Phoenix Convention Center  
Phoenix, Arizona

# Faculty / Speaker Conflict of Interest Disclosures

Name	Page #	Disclosure
Abdel Galeil, Yosra	53	No disclosure
Absten, Gregory	15,16	No disclosure
Adhihetty, Peter	61	No disclosure
Aguilar, Guillermo	93	No disclosure
Ahn, Jin-Chul	62	No disclosure
Aldabagh, Bishr	78	No disclosure
Ajdaharian, Janet	66	No disclosure
Alabdulrazzaq, Hamad	52,90,100	No disclosure
Alam, Murad	2,47,48,51, 52,53,68,78, 85,86,131, 139	Consulting fees from Amway; royalties from Elsevier
Alexiades-Armenakas, Macrene	58,74,90,99, 140	Financial grant from Alma; equipment from Cutera, Syneron
Alexis, Andrew	41	Served on advisory board for Allergan, Galderma
Allison, John	106	No disclosure
Allison, Ron	58,74,76,140	No disclosure
Alsaad, Salman	47,91,133	No disclosure
Alster, Tina	48,56	Financial grant from Cutera; equipment from Cynosure, Syneron; discount from CoolSculpting consulting fees from La Mer; ownership interest with Home Skinovations; intellectual property rights with Skin Is In; served on advisory board for Merz
Anders, Juanita	46,95,96,97, 140	Financial grant and equipment from LiteCure, Photothera; travel expenses from LiteCure; royalties from Banyon Biomarkers; intellectual property rights with Henry M. Jackson Foundation; served on advisory board for LiteCure, Lumithera
Anderson, R. Rox	30,31,43,44, 48,51,59,68, 69,79,83,92, 101,103,106	Financial grant from Syneron-Candela and Zeltiq; consulting fees from Living Proof, Photomedex and Seventh Sense; holds ownership interests in Follica, Photomedex and Seventh Sense; received royalties from Massachusetts General Hospital
Andriani, Rudy	47,64,134	No disclosure
Ang, Jennifer	79	No disclosure
Anolik, Robert	22,50,52,59, 134	No disclosure
Ancona, Deborah Micol Anna	105	No disclosure
Antoniali, Fernanda Colella	108	No disclosure
Arany, Praveen	46,63,73	No disclosure
Ardanuy, Jeremy	105	No disclosure
Arigon, Valerie	89	No disclosure

Name	Page #	Disclosure
Arndt, Kenneth	20,21,26,30 47,48,52,68, 85, 131	Intellectual property rights with Solta, Photomedex
Arshad, Hassan	75,76	No disclosure
Asagai, Yoshimi	96	No disclosure
Ash, Caerwyn	102	No disclosure
Atalis, Alexandra	93	No disclosure
Au, Sonoa	79	No disclosure
Auh, Sogyong	78	No disclosure
Avram, Mathew	20,21,30,31, 32,33,38,42, 70,71,78,79, 92,104	Consulting fees fro Allergan, Ulthera, Zeltiq; served on advisory board for Zeltiq
Awazu, Kunio	57	No disclosure
Azevedo, Lidiany	66	No disclosure
Bae, Yoon-Soo Cindy	52,90	No disclosure
Baier, Robert	75	No disclosure
Bakus, Abnoeal	51	No disclosure
Ball, Kaity	60	No disclosure
Balu, Mihaela	55	No disclosure
Baptista, Mauricio	59	No disclosure
Baran, Timothy	94,132	No disclosure
Barbet-Pfeilsticker, Maryline	105	No disclosure
Bard, Susan	88,89,100	No disclosure
Barman, Ishan	4,49	No disclosure
Barton, Jennifer	55,65,107,133	No disclosure
Bartula, Lucja	102	No disclosure
Bataioli, Renata	87	No disclosure
Battle, Eliot	41	No disclosure
Baumann, Heinz	76	No disclosure
Baumann, Leslie	103	No disclosure
Bax, Michael	80	No disclosure
Baxt, Rebecca	71	Travel grant and speaker's bureau for Allergan
Baxter, G. David	96	No disclosure
Beasley, Karen	54,87	No disclosure
Beddingfield, Frederick	71	No disclosure
Beeri, Ronen	97	No disclosure
Beerwerth, Frank	105	No disclosure
Belo, Victoria	94	No disclosure
Belotto, Renata	59	No disclosure



Name	Page #	Disclosure
Ben-Yakar, Adela	66	No disclosure
Berger, Tim	78	No disclosure
Berjano, Enrique	93	No disclosure
Berlatzky, Yacov	97	No disclosure
Berliner, Jacqueline	78	No disclosure
Bernstein, Eric	32,33,37,48	Financial grant from CoolSculpting, Cynosure, Solta, Syneron; served on advisory board for Candela, Cynosure; served as officer or director for Candela
Bernstein, Leonard	50,52,59,103, 134	No disclosure
Bhatia, Ashish	38,109	No disclosure
Bhutani, Tina	78	No disclosure
Biel, Merrill	58,74,75,140	Consulting fees from Aspyrian, Ondine Biomedical; ownership interest and advisory board for Sinuwave
Bier, Ruth	87	No disclosure
Biesman, Brian	42,48,68,69, 72,103	Research support from Allergan, Living Proof, Myoscience, On Light Sciences, Revance, Syneron-Candela, Ulthera; consultant for Allergan, Living Proof, Tria Beauty, Ulthera, Valeant; scientific advisory board for Cytrellis, Zeltiq
Binun, Paul	52	Consulting fees and travel expenses from Lumany
Biren-Fetz, John	65,66	No disclosure
Birngruber, Reginald	48,56,106,135	No disclosure
Bitter, Jr., Patrick	18,19	Equipment and honoraria from Sciton
Blackman, Jeff	63	No disclosure
Blekot, Solomya	76	No disclosure
Blome-Eberwein, Sigrid	53	No disclosure
Blomgren, Richard	51,93	Salary, ownership interest, intellectual property rights with Sebacia
Bloom, Bradley	47,59,72,77, 134,140	No disclosure
Bloom, Jason	72	Consulting fees from Valeant; promotional speaker's bureau for Solta, Ellman International
Boamfa, Marius	107	Salary from Philips Electronics Nederlands
Bogle, Melissa	27	No disclosure
Bogucki, Benjamin	81	No disclosure
Boisnic, Sylvie	88,101	No disclosure
Bolotin, Diana	51,53,77,79, 141	No disclosure
Bomfim, Fernando	57,105	No disclosure
Bonito, Valentina	56	No disclosure
Boorse, Deborah	53	No disclosure
Boutoussov, Dmitri	57	No disclosure
Brauer, Jeremy	20,21,50,52, 59,90,100, 103,134	No disclosure
Breithaupt, Andrew	78	No disclosure

Name	Page #	Disclosure
Brightman, Lori	22,23,39,47,50,59,100,132,134	No disclosure
Brown, Tom	75	No disclosure
Bryan, Holly	18,19	No disclosure
Bucher, Jamie	63	No disclosure
Buchmann, Ellen	105	No disclosure
Bulut, Atilla	97	No disclosure
Bumah, Violet	105	No disclosure
Burns, A. Jay	28,32,33,70,100	Financial grant from Solta, Ulthera, Zeltiq; discount from Cutera, Cynosure, Palomar, Sciton, Zeltiq, Zimmer; honoraria from Sciton, Solta, Ulthera, Zeltiq; ownership interest with Zeltiq; served on advisory board for Cynosure, Myoscience, Thermi-Aesthetics, Ulthera, Zeltiq
Busch, Theresa	76	No disclosure
Cabrales, Pedro	93	No disclosure
Calderon, Jose	47,82,135	No disclosure
Campbell, Catherine	75	No disclosure
Cangelo, David	50	No disclosure
Carney, Bonnie	105	Financial grant from AVITA Biomedical, SteadMed Medical
Carroll, James	73,108	No disclosure
Cartier, Hugues	53	No disclosure
Casabona, Gabriela	88	No disclosure
Cengel, Keith	74	No disclosure
Chacur, Nivea Bordin	84	No disclosure
Chacur, Roberto	87	No disclosure
Chan, Gregory	66	No disclosure
Chan, Henry	41,48,107,139	Equipment from Cynosure, Lumenis, Palomar, Syneron; discount from Candela, Cynosure, Palomar; consulting fees from Cutera; travel expenses from Solta; royalties from McGraw-Hill; honoraria from Solta, Syneron, Zeltiq; ownership interest with Lumenis, Solta, Syneron; served on advisory board for Lumenis, Syneron; served as officer or director for Lumenis, Syneron
Chang, So-Young	60	No disclosure
Chavantes, Maria Cristina	65	No disclosure
Chen, Bo	57,101	Travel expenses and salary from Cynosure
Chen, Rensa	76	No disclosure
Chen, Yong	65,93	No disclosure
Chen, Zhongping	65,82	No disclosure
Chesnut, Cameron	77,78	No disclosure
Childs, James	57,102,104	Travel expenses, salary, ownership interest and intellectual property rights with Cynosure
Chilukuri, Suneel	48,109	No disclosure
Choi, Bernard	56,57,75,92	Financial grant from NIH, DoD; equipment from Alma, Rockport Consulting; consulting fees from Edwards Lifesciences; ownership interest with National Instruments
Chou, Li Dek	82	No disclosure

Name	Page #	Disclosure
Cohen, Joel	72	Financial grant from Medicis, Kythera, Leo, Allergan, Mentor, Ulthera; consulting fees from Medicis, Kythera, Leo, Allergan, Biopelle, DUSA, Galderma; promotional speaker's bureau for DUSA, Galderma, Palomar, Sciton
Cohen, Rich	102	No disclosure
Christiansen, Kaare	59	No disclosure
Chung, Hye Jin	81	No disclosure
Chung, Jin Ho	91	No disclosure
Chung, Na Eun	66	No disclosure
Claffey, Andrew	76	No disclosure
Cooper, Michele	76	No disclosure
Cornell, Charles N.	52	No disclosure
Costa, Danielle	102	No disclosure
Coughlin, Mike	96	No disclosure
Cuccia, David	83	No disclosure
Custis, Trenton	90	No disclosure
D'Alvise, Janina Thunig	103	No disclosure
Dadkhah, Mohammad	66	No disclosure
Damestani, Yasaman	93	No disclosure
Dayan, Steven H.	89	No disclosure
de Area Leão, Byanne	87	No disclosure
De, Tania	66	No disclosure
De Oliveira, Jean	65	No disclosure
Decorato, John	57,101	No disclosure
DeLapp, Scott	95	No disclosure
Dellinger, David	101	No disclosure
Deng, Xiaofeng	65,93	No disclosure
Desai, Shraddha	80	No disclosure
Dias, Danuza	84	No disclosure
Diaz, Lucia	81	No disclosure
DiBernardo, Barry	25,32,33,48,70	Research grant, speaker for Cutera; consultant for Canfield; research grants, speaker, training, advisory board for Cynosure; speaker for Sound Surgical, Zeltiq, Neograft; research grant from Syneron; advisory board for Merz, Midmark, Real Self.com; stock options for Real Self.com; speaker and training for Restoration Robotics; training consultant for ZO Skin Care
Diehl, Joseph	77	No disclosure
Dierickx, Christine	30,31	No disclosure
Disphanurat, Wareeporn	51,53	No disclosure
Divaris, Marc	88,101	No disclosure
Donelan, Matthias	43	No disclosure
Dorizas, Andrew	92	No disclosure
Doty, Jesse	96	No disclosure
Doukas, Apostolos	101,106	No disclosure

Name	Page #	Disclosure
Doumit, Joseph	78	No disclosure
Dover, Jeffrey	2,26,32,33,38,47,48,52,80,85,86,106,139	Research grants from Allergan, BoCutura, Cynosure, Kythera, Lumenis, Medicis, Merz, Palomar, Revance, Shaser, Solta, Suneva, Syneron, and Zeltiq; equipment from Cynosure, Lumenis, Palomar, and Syneron; consulting fees from Allergan, Cynosure, Lumenis, Medicis, Palomar, Solta, Syneron, and Zeltiq; royalties from CVS/Skin Effects; honoraria from Allergan, Lumenis, Medicis, Solta, and Zeltiq; intellectual property rights with Shaser
Drill, Craig	48	No disclosure
Drew, Samantha	102	No disclosure
Drnovsek Olup, Brigita	66	No disclosure
Dubina, Meghan	51,52,53	No disclosure
Dudley, Denis	88	No disclosure
Duggal, Shivi	52	No disclosure
Durkin, Anthony J.	55	Ownership interest with Modulated Imaging
Dwelle, Jordan	95	No disclosure
Eimpunth, Sasima	102	No disclosure
Elenes, Egleide	94	No disclosure
Emily, Keller	52	No disclosure
Enwemeka, Chukuka	105	No disclosure
Epstein, Joel B.	65	No disclosure
Erlendsson, Andrés	59,60	No disclosure
Erickson, Benjamin	77	No disclosure
Esmat, Samia	88	No disclosure
Evers, Michael	106	No disclosure
Ezra, Navid	81	No disclosure
Fabi, Sabrina	89,109	Consulting fees from Allergan, Lumenis, Medicis, Ulthera; travel expenses from Allergan, Ulthera
Fan, Larry	106	Grant funding and consulting fees from Myoscience
Fang, Sean	78	No disclosure
Farinelli, William	101,106	No disclosure
Faupel, Linda	51,93	Salary and ownership interest with Sebacia
Fawzi, Marwa	88	No disclosure
Katie Feehan	18,19	No disclosure
Feldman, Marc	95	No disclosure
Ferhanoglu, Onur	66	No disclosure
Ferreira, Kelly	65	No disclosure
Ferrick, Bradford	59	No disclosure
Fitzpatrick, Richard	48,85	No disclosure
Flemming, Trudy	18,19	No disclosure
Foering, Kristen	81	No disclosure
Foster, Thomas	94	No disclosure
França, Cristiane	65	No disclosure

Name	Page #	Disclosure
Franco, Walfre	93,101,106	No disclosure
Frade, Elisa	102	No disclosure
Frank, Mike	81	No disclosure
Fratila, Alina	50	No disclosure
Friedman, Paul	30,37,41,48	Honoraria from Solta
Friedmann, Daniel	69,109	Financial grant from the American Society for Dermatologic Surgery; consulting fees and honoraria from Lumenis; travel expenses from BTL Aesthetics
Fujimoto, Takahiro	87	No disclosure
Furdeckaja, Elena	101	No disclosure
Galdhane, Monica	74	No disclosure
Gallagher-Colombo, Shannon	76	No disclosure
Galvan, Ana Claudia	102	No disclosure
Ganguly, Mohit	104	No disclosure
Garay, Javier	93	No disclosure
Garcha, Manveer	62,133	No disclosure
Garcia, Brittney	93	No disclosure
Garden, Jerome	36,48,51	Financial grant from Syneron; equipment from Alma, Biosystems, Syneron, Zeltiq; discount from Cutera, Cynosure, Solta; honoraria from Cynosure; ownership interest with Skinovations
Gardiner, Allan	108	No disclosure
Garibyan, Lilit	51,92	No disclosure
Gavish, Leah	97	No disclosure
Gavish, Lilach	97	No disclosure
Gawdat, Heba	88	No disclosure
Gell, Carol	62,95	Salary and ownership interests with Johnson & Johnson
Gentile, Richard	52	Financial grant, equipment, travel expenses from Cynosure
Geronemus, Roy	22,23,32,33, 40,48,50,52, 59,83,85,86, 90,100,103, 134	Ownership interest with Onlight Sciences, Zeltiq; served on advisory board for Cutera, Cynosure, Syneron, Zeltiq;
Gertz, S. David	97	No disclosure
Gharavi, Nima	101	No disclosure
Gilon, Dan	97	No disclosure
Gogal, Christina	53	No disclosure
Gold, Alan	100	No disclosure
Gold, Michael	76,89,99	No disclosure
Goldberg, David	15,17,27,42, 48,88,89,100	Financial grant from Alma, Cutera, NuvoLase, SkinCeuticals, Syneron, Ulthera, Unilever; equipment from Palomar, Sciton; consulting fees and served on advisory board for Miramar; honoraria from Cutera, Miramar, Sciton, Syneron; promotional speaker's bureau for Allergan
Goldberg, Gerald	15,17,79	Equipment from Syneron/Candela; discount from Astanza, DEKA, Syneron/Candela

Name	Page #	Disclosure
Goldman, Mitchel	30,31,48,67, 89	Financial grant and discount from Cynosure, Lumenis; consulting fees, honoraria and served on advisory board for Lumenis; royalties from Elsevier, Taylor & Francis; ownership interest with Lumenis, New Star Lasers
Gollnick, Sandra	75	No disclosure
González-Suárez, Ana	93	No disclosure
Gordon, James	88	No disclosure
Grandinetti, Vanessa dos Santos	108	No disclosure
Green, Jeremy	32,33,77,79, 109,141	Honoraria from Cutera, Palomar/Cynosure, Ulthera; ownership interest for Kythera; promotional speaker's bureau for Cutera, Palomar/Cynosure, Medicis/Valeant, Ulthera
Greenbaum, Joshua	59,134	No disclosure
Gregorcic, Peter	66	No disclosure
Gregory, Richard	78,79,111,141	No disclosure
Greiffo, Flavia	65	No disclosure
Grizzard, Laurie	18,19,140	No disclosure
Grossman, Karyn	48	No disclosure
Guo, Rong	80	No disclosure
Guren, Lauren	80	No disclosure
Gustavsson, Morgan	52	No disclosure
Gutierrez-Herrera, Enoch	101,106	No disclosure
H. Ray, Jalian	19,47,51,92, 132	Co-investigator on clinical trials with Cynosure, Zeltiq
Ha, Linh	106	No disclosure
Haak, Christina Skovbølling	59,107	No disclosure
Haedersdal, Merete	59,60,83,84, 103,105,107	No disclosure
Halaney, David	95	No disclosure
Halachmi, Schlomit	22,23	No disclosure
Hale, Elizabeth	50,59,71,134	No disclosure
Halim, Dalia Abdel	53	No disclosure
Hamblin, Michael	46,95,140	Consulting fees and served on advisory board for Transdermal Cap
Hamilton, Douglas	51,52	No disclosure
Hamilton, Heather	52	No disclosure
Hannibal, Jens	103	No disclosure
Hansen, Steen Honore	103	No disclosure
Harris, Ronald M.	55	No disclosure
Harrison, Anna	102	No disclosure
Hasan, Tayyaba	76	No disclosure
Hashimura, Keisuke	57	No disclosure
Hatogai, Ken	74	No disclosure
Hawlina, Gregor	66	No disclosure
Hegazy, Misr	91	No disclosure
Heidari, Andrew E.	65	No disclosure



Name	Page #	Disclosure
Heller, Patricia A.	52	No disclosure
Henderson, Barbara	76	No disclosure
Hibert, Matthew Louis	54,	No disclosure
Hideko, Kanazawa	87	No disclosure
Hitoshi, Masaki	87	No disclosure
Hivnor, Chad	18,19	No disclosure
Hix, John Kevin	63	No disclosure
Ho, Derek	95	No disclosure
Holanda, Vanessa	65	No disclosure
Holtzman, Jennifer	66	No disclosure
Hong, Soochung	53	No disclosure
Honma, Kiyonobu	75	No disclosure
Hood, R. Lyle	64,134	No disclosure
Hoopman, John	18,19	No disclosure
Hovenic, Whitney	60,80	No disclosure
Howard, Amber	93	No disclosure
Hruza, George	24,42,47,48, 131,139	No disclosure
Hsu, Jeffrey	109	No disclosure
Hui, Andrea	76,82	No disclosure
Hurst, Eva	81	No disclosure
Hwang, Byeong Hee	51,93	No disclosure
Ibrahim, Omer	51,78	No disclosure
Ibrahim, Sherrif	80	No disclosure
Ibrahimi, Omar	36,59	Financial grant from Living Proof, Lumenis, Lutronic; equipment from Lumenis, Lutronic; consulting fees from Lutronic; ownership interest with Kythera, Proctor and Gamble, Zeltiq; served on advisory board for Lutronic
Idelson, Christopher	94	No disclosure
Ishii, Katsunori	57	No disclosure
Island, Tobin	103	Salary, ownership interest, intellectual property rights, officer or director for Tria Beauty
Itri, Rosangela	59	No disclosure
Izikson, Leonid	59	Consulting fees from Cynosure
Jacob, Carolyn	111	Ownership interest with Allergan, Medici; served on advisory board for Miramar; served on promotional speaker's bureau for Abbvie, Allergan, Galderma, and Medici
Jagdeo, Jared	62,133	No disclosure
Jahnke, Marla	79	No disclosure
Jalian, H. Ray	18,59	No disclosure
Janfelt, Christian	103	No disclosure
Jaspan, Martin	54	No disclosure
Jeremic, Igor	104	No disclosure

Name	Page #	Disclosure
Jewell, Mark	92	Financial grant from Allergan, Medicis, Mentor, Solta; consulting fees from Allergan, Solta; intellectual property rights with AorTech, Excaliard; served on advisory board for Allergan
Jia, Wangcun	56	No disclosure
Jiang, Brian	101	Salary and ownership interest with Eli Lilly
Jiang, Huabel	76	No disclosure
Jimenez-Lozano, Joel N.	93	No disclosure
Jing, Joseph	82	No disclosure
Jo, Daniel	105	No disclosure
Jow, Brian	66	No disclosure
Jung, Jae-Yun	62	No disclosure
Judasz, Tibor	105	No disclosure
Kahn, Fred	73	No disclosure
Kalnicky, Cathy	80	No disclosure
Kamalpour, Julia	80	No disclosure
Kamangar, Faranak	78	No disclosure
Kaminer, Michael	52,68,69,106	Served on advisory board for Allergan, Cabochon, Cytrelis, Merz, Miramar, Myoscience, Zeltiq
Kaneko, Kazuhiro	74	No disclosure
Kaniszevska, Monika	80	No disclosure
Karcher, Cheryl	92	No disclosure
Karen, Julie	50,59,134	No disclosure
Karimi, Kian	72	Equipment, royalties, officer or director for CosmoFrance, Inc.
Katz, Bruce	39,50	Honoraria from Allergan, Alma, Cynosure, Merz, Valeant; ownership interest with Cynosure; served on advisory board for Allergan, Merz, Valeant
Kauvar, Arielle	20,21,26,30,31,51,85,86,90	Research funding from Syneron/Candela, Cynosure/Palomar, Lumenis, Sebacia; Medical advisory board, Living Proof and Sebacia
Kawakubo, Masayoshi	107	No disclosure
Kazlouskaya, Viktoryia	52	No disclosure
Kearney, Terrence	56	Financial grant from Cutera, MelaSciences
Keenan, Molly	47,55,133	No disclosure
Kelly, Kristen	30,31,32,33,55,57,75	Equipment from Candela/Syneron, Light Sciences Oncology, Nitto Denko, New Star
Kent, David	60	No disclosure
Kent, Kathryn	52	No disclosure
Key, Douglas	89	Travel and ownership interest with Thermigen
Keymel, Ken	60,76	No disclosure
Khair, M. Michael	52	No disclosure
Khan, Misbah	51	No disclosure
Khatri, Khalil	88	Equipment, consulting fees, travel expenses, honoraria from Aerolase

Name	Page #	Disclosure
Kilmer, Suzanne	18,19,28,30,32,33,48,68,72,78,89,90,100	No disclosure
Kim, Hee Chan	91	No disclosure
Kim, Slava	73	Travel and salary from MedTech International
Kim, Sungwan	91	No disclosure
Kim, Sunny	88	No disclosure
Kim, Youdan	91	No disclosure
Kinney, Brian	70	Equipment, consulting fees, travel expenses, ownership interest, served on advisory board for ThermiAesthetics
Ko, Marcus	77	No disclosure
Kobler, James	66	No disclosure
Kodera, Yasuhiro	93	No disclosure
Koenig, Karsten	55	No disclosure
Koh, Woo Seok	91	Consulting fees from Bison, Lutronic; honoraria from Lumenis; intellectual property rights with Seoul National Laboratory
Kohanchi, Daniel	66	No disclosure
Kohanchi, Dillen	66	No disclosure
Kohli, Nita	78	No disclosure
Kojima, Takashi	74	No disclosure
Koo, John	78	No disclosure
Kositratna, Garuna	54,107	Research grant from Lumenis
Kovalyshyn, Ivanka	80	No disclosure
Krakovski, Andrew	20,21,43,44,81	No disclosure
Krasieva, Tatiana B.	55,66	No disclosure
Kroshinsky, Daniela	59	No disclosure
Krueger, Nils	92	No disclosure
Kumaira, Kieber	102	No disclosure
Kuriakose, M. Abraham	65	No disclosure
Kurtz, Ronald	105	No disclosure
Lanzafame, Raymond	47,62,76,96,131,141	Financial grant and equipment from Apira Science, J&J (CPUS); consulting fees from Apira Science, J&J (CPUS), GLG Councils, Leerink Swan, Coleman Research Group; travel expenses from SLS; ownership interest in Jamar, partner in Biomedical Gateway; intellectual property with Conversion Energy Enterprises; served on advisory board for FDA; served as officer or director for SLS, Monroe County Medical Society
Lask, Gary	71,77,78,88,101	Equipment, consulting fees, travel expenses, salary, honoraria, ownership interest, served on promotional speaker's bureau with Invasix; discount from Syneron/Candela; served on advisory board for Invasix and Syneron/Candela
Laughlin, Sharyn	88	No disclosure
Leal-Junior, Ernesto Cesar	108	Financial grant, equipment and travel expenses from Multi Radiance Medical
Lebkowska, K.	51	No disclosure
Lee, Choong Hee	91	No disclosure

Name	Page #	Disclosure
Lee, Dong Hun	91	No disclosure
Lee, Tim	82	No disclosure
Lee, Wei-Li	76	No disclosure
Lee, Wendy	77	No disclosure
Lei, Ulrikke	60	No disclosure
Lekah, Olga	80	No disclosure
Lemberg, Vladimir	57	No disclosure
Lepselter, Joseph	92	No disclosure
Lerche, Catharina Margrethe	103	No disclosure
Lertsakdadet, Ben	75	No disclosure
Leung, Sarah J.	55,133	No disclosure
Leyden, James	103	No disclosure
Li, Xiao-Yun	62	No disclosure
Liang, Bo	76	No disclosure
Lim, Hyoung-woo	91	No disclosure
Lim, Sungkyoo	62	No disclosure
Liu, Kuijie	65	No disclosure
Liu, Song-Hao	62	No disclosure
Liu, Timon Cheng-Yi	62	No disclosure
Liu, Zhipeng	93	No disclosure
Liu, Zhongtao	93	No disclosure
Lloyd, Jenifer	51	No disclosure
Lober, Clifford Warren	77,79,85	No disclosure
Loebel, Nicolas	75	No disclosure
Logemann, Nicholas	80	No disclosure
Lolis, Margarita	88,89,100,	No disclosure
Longo, Diego	95,108	No disclosure
Longo, Leonardo	95,108,140	No disclosure
Lorenc, Z. Paul	103	Financial grant from LaLumier; consulting fees from Merz, Mentor, Medicis, Valeant
Lovell, Jonathan	74	No disclosure
Lupin, Mark	68	No disclosure
Ma, Gang	75	No disclosure
Maan, Harjot	80	No disclosure
Macario, Danielle	62,96	No disclosure
MacGregor, Jennifer	20,21,38	No disclosure
Machado, Patricia	87	No disclosure
Maducdoc, Marlon	65	No disclosure
Mahoney, Anne	80	No disclosure
Makin, Inder	111	Consulting fees from Ulthera
Makura, Zvoru	78	No disclosure

Name	Page #	Disclosure
Maloney, Ryan	96	No disclosure
Mamalis, Andrew	47,62,133	No disclosure
Mancini, Marilia	57	Salary from DMC
Mang, Thomas	59,75	No disclosure
Mann, Margaret	78	No disclosure
Mansour, Stephanie	66	No disclosure
Manstein, Dieter	48,54,83,84, 106,107	No disclosure
Mariwalla, Kavita	35	No disclosure
Markowitz, Orit	82	No disclosure
Martins, Ana Paula	102	No disclosure
Masato, Yoshioka	87	No disclosure
Massa, Mary	51	No disclosure
Masson-Meyers, Daniela	105	No disclosure
Mazer, Jean-Michel	53,89	No disclosure
Mazloomfard, Mohammad Mohsen	79	No disclosure
McDaniel, David	88,89	Financial grant from BTL Aesthetics, Brandt Research Institute, Cynosure, L'Oreal/Clarisonic, Northcell Pharmaceuticals, Pfizer, Solta, TKL, Ulthera, US Cosmeceutechs; equipment from BLT Aesthetics, Cynosure, Solta; discount from Cynosure; consulting fees from BTL Aesthetics, Cynosure, Fibrocell Science, L'Oreal/SkinCeuticals, TigerMoon; travel expenses from Allergan, BTL Aesthetics, SkinCeuticals, TigerMoon; honoraria from Allergan, BTL Aesthetics, Fibrocell Science, SkinCeuticals; intellectual property rights with LifeSpan Extension; served on advisory board for Allergan, BTL Aesthetics, Cynosure, Fibrocell Science; served as officer or director for Institute of Anti-Aging Research
McDermott, Laura	18,19,47,132	Salary from DermaSweep
McElroy, Austin	95	No disclosure
McLaughlin, Laura	65	No disclosure
Mednik, Suzanne	78	No disclosure
Meesters, Arne	104	No disclosure
Menezes, Honório	87	No disclosure
Merrick, Randy	73	No disclosure
Metelitsa, Andrei	35	No disclosure
Meyer, Todd	51,93	Salary, ownership interest, intellectual property rights, officer and director for Sebacia
Miao, Xiongying	65,93	No disclosure
Michalany, Nilceo	88	No disclosure
Michel, Maxime	104	No disclosure
Miller, Christopher	53	No disclosure
Miller, Kenneth	103,	No disclosure
Miller, Lee	91,133	No disclosure
Milner, Thomas E.	93,95	No disclosure
Minkis, Kira	53	No disclosure

Name	Page #	Disclosure
Miranda, Eduardo Foschini	108	No disclosure
Mishra, Vineet	91,109,133	No disclosure
Misra, Prabhakar	66	No disclosure
Mitra, Kunal	104	No disclosure
Mitragotri, Samir	51,93	No disclosure
Moeini, Aida	79	No disclosure
Moffatt, Lauren	105	No disclosure
Mohammad, Sharif	66,	No disclosure
Mohammed, Wael Mostafa	57,88	No disclosure
Moiseev, Victor	88	No disclosure
Moldre, Lourdes	90	No disclosure
Mondo, Dana	80,81	No disclosure
Morgan, Janet	60	No disclosure
Morimoto, Hiroyuki	74,	No disclosure
Morton, Laurel	20,21,52,81, 106	No disclosure
Moseley, Harry	75	No disclosure
Mostafa, Mohamed	88	No disclosure
Mourin, Andrea	88,89,100	No disclosure
Moy, Austin	75	No disclosure
Moy, Justin	75	No disclosure
Moy, Wesley	57,75	No disclosure
Mozina, Janez	66	No disclosure
Mraz Robinson, Deanne	20,25,52,68, 69	Financial grant from Cynosure, ThermiAesthetics; served on advisory board for ThermiAesthetics; served on promotional speaker's bureau for Paradigm Medical
Munavalli, Girish	20,21,45,51, 63,111	No disclosure
Munk, Roni	88	No disclosure
Nabelsi, Tasneem	66	No disclosure
Nam, Seungmin	53	No disclosure
Naouri, Michael	53,89	Financial grant from DEKA; equipment from Atys, DEKA, Ilooda; discount from DEKA, Ilooda; consulting fees from Bioderma, Candela, DEKA; travel expenses from Bioderma
Naurukar, Vic	102	Grant funding from Allergan, Solta, Candela/Syneron, Merz Aesthetics
Nascimento, Mario	102	No disclosure
Nash, J.F.	105	No disclosure
Nawrocka, A.	51	No disclosure
Negishi, Kei	41,101	Grant from Cutera; equipment from Cutera, Cynosure, Sciton; honoraria from Sciton and Cynosure
Nehal, Kishwer	55	No disclosure
Neiner, James	60	No disclosure
Nelson, Andrew	88,101	Equipment, travel expenses, speaker's bureau for Invasix

Name	Page #	Disclosure
Nelson, J. Stuart	15,16,17,48,56,83,139	Financial grant from NIH, Syneron/Candela, Pfizer; equipment from Syneron/Candela; royalties from Syneron/Candela, New Star Lasers
Nestor, Mark	68	Financial grant, consulting fees, travel expenses, honoraria and advisory board for Erchonia, Ulthera
Nobre-dos-Santos, Marines	66	No disclosure
Nodzinski, Michael	51,52,53	No disclosure
Noh, Seungwoo	91	No disclosure
Nouailhetas, Viviane	105	No disclosure
Novice, Karlee	80	No disclosure
Noyaner-Turley, Ayse	90	No disclosure
Nuijs, Tom	102,107	No disclosure
Nunes, Guilherme	102	No disclosure
Nunes, Rafael	102	No disclosure
Oakley, Emily	75	No disclosure
O'Flaherty, Ryan	104	No disclosure
Ohshiro, Toshio	48,63	No disclosure
Olisova, Olga	92	No disclosure
Ontaneda, Miguel	65	No disclosure
Orbuch, David	59,134	No disclosure
Ortiz, Arisa	42,101,106	No disclosure
Osorio, Cecilia	57	No disclosure
Ostrowski, Rafael	103	Salary from Tria Beauty
Ott, Zdenek	65	No disclosure
Owczarek, Witold	51	No disclosure
Owens, Patricia	15,16,18,19,48,137	No disclosure
Ozog, David	20,21,29,32,33,43,44,111	No disclosure
Paasch, Uwe	103,107	No disclosure
Pagella, Patrick	53	No disclosure
Paithankar, Dilip	51,93	Salary, ownership interest, served as officer or director for Sebacia
Palm, Melanie	32,33,109	Equipment, travel expenses from Lutronic; honoraria, served on promotional speaker's bureau for Syneron
Palmer, Francis	106	Consulting fees, travel expenses, salary, discount, served on advisory board and as officer or director for Myoscience, Inc.
Paluchowska, E.	51	Grant funding from Sebacia
Panchaprateep, Ratchathorn	63	No disclosure
Paquette, Ann	60	No disclosure
Parisotto, Thais	66	No disclosure
Park, Eunsoo	53	No disclosure
Park, Sungwoo	91	No disclosure
Pass, Barry	66	No disclosure



Name	Page #	Disclosure
Patel, Rakesh	103	No disclosure
Pattani, Varun	93	No disclosure
Paul, Dereck	105	No disclosure
Pennino, Ralph	63	No disclosure
Perchuk, I.	104	No disclosure
Pereira, Benedito	65	No disclosure
Perez Willis, Kateryn Michelle	77	No disclosure
Petro, Jane	43	Grant funding from Cutera, equipment from Cutera, Cynosure, Sciton; honoraria from Cynosure, Sciton
Petti, Christine	65	No disclosure
Pham, Randall	48	No disclosure
Phillips, Tania	81	No disclosure
Phillipsen, Peter A.	105,107	No disclosure
Piliang, Melissa	80	No disclosure
Pinson, Igor	92	No disclosure
Pinto, Nathali	65	No disclosure
Pirowska, M.	51	No disclosure
Pittman, Chelsea	57,75	No disclosure
Planas, Montserrat	101	No disclosure
Plapler, Helio	57,105	No disclosure
Podolec, Katarzyna	51	No disclosure
Poitevin, Nordon	87	No disclosure
Pongprutthipan, Marisa	52	No disclosure
Poon, Emily	51,52,53	No disclosure
Pozner, Jason	23,48,72, 100	Equipment from Cutera, DEKA, Dermawave, HOYA ConBio, Sanuwave, Sciton, Syneron, and Zimmer MedizinSystems; stockholder with Invasix, Plastic Surgery Channel, Real Self, Revance, Sciton, and Zeel; board of directors for Allergan/Clinique, Canfield, Coapt Medical, Eclipse, Medicis, Mentor, Plastic Surgery Channel, Real Self, Ultrashape, Zeel, Biopelle, QMP-Pulse, and the Journal of Cosmetic and Laser Therapy.
Prindeze, Nicholas	105	No disclosure
Proebstle, Thomas	67	Consultant and speaker for Covidien, speaker for NewStar Lasers, stockholder of Sapheon
Pryor, Brian	97	No disclosure
Purschke, Martin	101,106	No disclosure
Quirk, Brendan	105	No disclosure
Raafs, Bianca	107	No disclosure
Rafei, Maha	91	No disclosure
Rahman, Zakia	103	Equipment from Sciton; consulting fees from Tria Beauty, MyoScience, Zeltiq
Rajadhyaksha, Milind	55	Ownership interest with Caliber Imaging and Diagnostics
Ramirez-San-Juan, Julio C	56	No disclosure
Rao, Bin	56	No disclosure
Rattanaumpawan, Pinyo	53	No disclosure

Name	Page #	Disclosure
Reckmeyer, Marina	50	No disclosure
Regan, Caitlin	56	No disclosure
Reissman, Petachia	97	No disclosure
Reiter, Sabine	102	No disclosure
Renton, Bradley	90,	No disclosure
Rhee, ChungKu	62	No disclosure
Rice, Photini	55,133	No disclosure
Rigual, Nestor	75,76	No disclosure
Rivers, Jason	20,22	Financial grant from Allergan, Cutera, Merz; equipment from Verisante; discount from Allergan, Solta; consulting fees from Allergan, Galderma, Medicis, Verisante; travel expenses from Allergan, Cutera, Galderma, SkinMedica, Medicis; honoraria from Allergan, Cutera, Galderma, Leo, Solta; ownership interest with Riversol, Verisante; advisory board for Allergan, Galderma, Leo, Verisante; promotional speaker's bureau for Allergan
Rizvi, Imran	74	No disclosure
Patricia Roarty	18,19	No disclosure
Robertson, John	64,134	No disclosure
Rodrigues, Livia	66	No disclosure
Rogers, Stephen	75	No disclosure
Rohrbach, Daniel	60,76	No disclosure
Rohrer, Thomas	22,23,32,33, 48,52,68,69, 85,86	Financial grant from Allergan, Merz; discount and consulting fees from Syneron/Candela; ownership interest with Julia; served on advisory board for Candela, Medicis; served on promotional speaker's bureau for Candela, Solta
Romanelli, C.	95,108	No disclosure
Romanyukha, Alexander	66	No disclosure
Romberg, Hans	62,95	No disclosure
Ronan, Stephen	90	No disclosure
Ross, E. Victor	15,17,18,19, 29,30,32,33, 40,43,44,48, 68,85,90,91, 102,104,133, 138	Financial grant from Alma, Cutera, Cynosure, Lumenis, Syneron, equipment from Cynosure, consulting fees from Cynosure, Lumenis, Miramar, Sebacia, Syneron, Ulthera, travel expenses from Alma, honoraria from Alma, Lumenis, Cutera, Cynosure
Ross, Gerry	73,140	Honoraria from Zolar
Rossi, Anthony	55,77,141	No disclosure
Rossmesl, John	64,134	No disclosure
Rothaus, Kenneth O.	52	No disclosure
Rubinstein, Chen	97	No disclosure
Rudy, Paul	52	No disclosure
Russe, Elisabeth	90	No disclosure
Russe, Katharina	90	No disclosure
Rylander, Christopher	64,94,134	Ownership interests and intellectual property rights with Dermalucent LLC
Rylander, Marissa	94	Ownership interests and intellectual property rights with Dermalucent LLC
Saad, Heba	88	No disclosure

Name	Page #	Disclosure
Sabokpey, Sara	66	No disclosure
Sadeghian, Azeen	80	No disclosure
Sadhwani, Divya	52	No disclosure
Sadick, Neil	37,92	Financial grant from Cynosure, discount, consulting fees, honoraria from Cutera; ownership interest with Vascular Insights; served on advisory board for Merz
Saedi, Nazanin	20,21,24,80,81,111	Financial grant and equipment from Cynosure
Sahagun, Lea	88,89,100	No disclosure
Saidu, Edward	97	No disclosure
Sakamoto, Fernanda	20,59,92,109	Consulting fees from Living Proof
Salaheldin, Halasa	108	No disclosure
Salem, Hakeem	76	No disclosure
Saltz, Renato	100	No disclosure
Salzman, Marc	101	Financial grant, equipment, consulting fees, travel expenses, honoraria, served on advisory board and promotional speakers bureau for Sciton; consulting fees, honoraria from Allergan; consulting fees, travel expenses, honoraria from Cynosure and Merz; consulting fees, honoraria, served on advisory board for Sientra; equipment from BTL
Samy, Nevien	91	No disclosure
Santos-Capiz, Guada	94	No disclosure
Santos, Roberto	59	No disclosure
Santos, Xavier	101	No disclosure
Sarnoff, Deborah	32,33,90	Consulting fees from Beiersdorf, Cynosure, DEKA, Merz
Sarraga, Fernanda	73	No disclosure
Sayed, Safinaz	88	No disclosure
Sckisel, Gail	62,133	No disclosure
Scribner, Jane	79	No disclosure
Sella, Valeria	57,105	No disclosure
Serowka, Kathryn	52,60,80	No disclosure
Shafirstein, Gal	75	Ownership interest with GNESS, LLC., IntraTherm; intellectual property rights with IntraTherm
Shalaby, Said	57	No disclosure
Shanks, Steven	96	No disclosure
Sharaawy, Eman	53	No disclosure
Sharma, Anirudh	93	No disclosure
Sharma, Giriraj	82	No disclosure
Sharpe, Ron	103	Salary from Amway
Sheron, Maria	77	No disclosure
Shinobu, Ito	87	No disclosure
Shokier, Hisham	57	No disclosure
Shumaker, Peter	20,21	No disclosure
Shupp, Jeffrey	105,111	No disclosure

Name	Page #	Disclosure
Shuter, David	103	Travel expenses, ownership interest, intellectual property rights with La Lumierre
Shwayder, Tor	79	No disclosure
Serrano, David	82	No disclosure
Siegel, Daniel	82	No disclosure
Sierra, Heidi	55	No disclosure
Sierra, Rafael	57,101	No disclosure
Sievert, Chet	75	No disclosure
Sikora, Brooke	52	No disclosure
Silva, Daniela	65	No disclosure
Silva, Fernanda	102	No disclosure
Silva, Gina	87	No disclosure
Silver, Stephen	63	No disclosure
Sipprell, William	92	No disclosure
Skov, Lone	60	No disclosure
Slayton, Michael	4,49,65,103	No disclosure
Smalley, Penny	18	No disclosure
Smith, Jason	97	No disclosure
Smucler, Roman	65	No disclosure
Sobanko, Joseph	53	No disclosure
Soliman, Mona	57,91	No disclosure
Solish, Noel	92	Financial grant from Solta
Somani, Ally-Khan	81	No disclosure
Soontrapa, Kongsak	63	No disclosure
Soto, Claudine	101	No disclosure
Sotoodian, Bahman	82	No disclosure
Spangler, Charles	76	Financial grant, travel expenses, salary, ownership interest and officer or director for SensoPath Technologies
Sprague, Rebecca	18,19,140	No disclosure
Stadler, Istvan	62,63,76,96	No disclosure
Stankiewicz, Kelly	109	Promotional speaker's bureau for DUSA
Starkey, Jean	76	Consulting fees, travel expenses, ownership interest with Sensopath Technologies
Staubach, Petra	105	No disclosure
Steiner-Oliveira, Carolina	66	No disclosure
Stevens, Faustin	96	No disclosure
Stevens, Grant	100	No disclosure
Stoneburner, Jacqueline	65	No disclosure
Struck, Steve	87,92	No disclosure
Sunar, Ulas	60,76	No disclosure

Name	Page #	Disclosure
Sundaram, Hema	53,100	Financial grant from Alma, Syneron/Candela, Ulthera; consulting fees from Alma, Syneron/Candela
Suresh, Amritha	65	No disclosure
Tabchoury, Cinthia	66	No disclosure
Taghados, Javid S.	106	No disclosure
Taghados, Seyed	101	No disclosure
Taghizadeh, Farhan	93	No disclosure
Takeshi, Nagata	87	No disclosure
Tam, Joshua	51,101	No disclosure
Tanaka, Shiho	101	No disclosure
Tanghetti, Emil	15,17,56,57, 60,90,111, 139	Financial grant from DUSA; discount from Cynosure; consulting fees from Allergan, DUSA, Galderma
Tanghetti, Margo	56,60	No disclosure
Tanzi, Elizabeth	32,33,45,47, 48,56,68,85, 86,90,131	Equipment from Cutera, Cynosure, Lumenis, Solta, Syneron/Candela; consulting fees from Ulthera; served on advisory board for Miramar, Zeltiq
Tardivo, João Paulo	59	No disclosure
Tasa, Mriana	87	No disclosure
Taub, Amy	76	No disclosure
Taudorf, Elisabeth Hjärdem	59,60,103, 107	No disclosure
Tayebi, Bailey	81	No disclosure
Taylor, Mark	32,33,68	Financial grant from Cynosure, Lumenis, Solta, Syneron/Candela; equipment from Fotona; discount from Cynosure, Invasix, Solta, Syneron/Candela; honoraria from Cynosure, Invasix, Lumenis, Solta; promotional speaker's bureau for Candela, Cynosure, Invasix, Lumenis, Syneron
Tchivaleva, Lioudmila	82	No disclosure
Tedford, Clark	95	Ownership interest with LumiThera, Inc.
Teichman, Joel	93	No disclosure
Terushkin, Vitaly	103	No disclosure
Thambialayah, Sumangaly	63	No disclosure
Thaysen-Petersen, Daniel	59,105	No disclosure
Thomasini, Ronaldo	105	No disclosure
Tobita, Saori	101	No disclosure
Togsverd-Bo, Katrine	60	No disclosure
Tomazoni, Shaiane da Silva	108	No disclosure
Tracy, Erin	76	No disclosure
Tremaine, Anne Marie	79,104	No disclosure
Trezza, Natalie	52	No disclosure
Tromberg, Bruce J.	55	Financial grant from Unilever, equipment from Hamamatsu, consulting fees and travel expenses from GSK, Inc., ownership interest with Modulated Imaging, intellectual property rights with the University of California
Tung, Rebecca	80,81	No disclosure

Name	Page #	Disclosure
Tunnell, James	93,139	No disclosure
Turco, Simona	56	No disclosure
Tuthill, Ralph	82	No disclosure
Tzu, Julia	90	No disclosure
Uebelhoer, Nathan	29,32,33,43, 44,48,68,81, 83,85,86,99, 136	No disclosure
Urban, Christopher	81	No disclosure
Uzunbajakava, Natallia Edurada	107	Salary from Philips Electronics Nederlands
Vachiramoni, Vasanop	53	No disclosure
Valentine, Ronan	75	No disclosure
van den Broek, Lissy	102	Salary from Philips Research
van der Veen, Albert	57	No disclosure
van Vlimmeren, Marijke	107	No disclosure
VanDyke, Susan	92	No disclosure
Vanin, Adriane Aver	108	No disclosure
Varghese, Babu	56	No disclosure
Vasily, David	48,50	Financial grant and consulting fees from Miramar; discount from Cutera, Lutronic, Miramar, Palomar, Ra Medical, TheraClear, Viora; travel expenses from Palomar; honoraria from Lutronic, Palomar; ownership interest with BioLumenX, Palomar/Cynosure; served on advisory board for BioLumenX; served on promotional speaker's bureau for Cutera, Palomar
Veledar, Emir	52	No disclosure
Ventura, Kim	18,19	No disclosure
Verdaasdonk, Rudolf	57,104	No disclosure
Verhagen, Rieko	56	Salary from Philips Research
Verkhogliad, Irena	92	No disclosure
Vidimos, Allison	77,80,82	No disclosure
Vissing, Anne-Cathrine	103,107	No disclosure
Vogt, William	94	No disclosure
Wakamatsu, Shingo	101	No disclosure
Wall, R. Andrew	55,133	No disclosure
Wang, Krystle	80	No disclosure
Wang, Lihong	5	No disclosure
Wang, Tianyi	95,139	No disclosure
Wang, Ying	106	No disclosure
Wanwan, Li	65,93	No disclosure
Weiss, Elliot	50,59,134	No disclosure
Weiss, Margaret	48,54,87,89, 102	Financial grant from Allergan, Cabochon, Fibrocell, Merz, Palomar/Cynosure; equipment from CoolTouch, Palomar/Cynosure, Syneron/Candela; honoraria from Allergan, BTL Industries, CoolTouch, Galderma, Fibrocell, Medicis, Merz, Palomar/Cynosure; served on promotional speaker's bureau for Palomar/Cynosure

Name	Page #	Disclosure
Weiss, Robert	32,33,45,48,54,67,68,69,70,83,84,87,89,101,102	Financial grant from Allergan, Cabochon, Fibrocell, Merz, Palomar/Cynosure; equipment from CoolTouch, Palomar/Cynosure, Syneron/Candela; honoraria from Allergan, BTL Industries, CoolTouch, Galderma, Fibrocell, Medicis, Merz, Palomar/Cynosure; served on promotional speaker's bureau for Palomar/Cynosure
Welford, David	54,106	No disclosure
West, Dennis	51,52	No disclosure
Westgate, Gillian E.	107	Consulting fees from Philips Electronics BV; salary and served as an officer or director for Westgate Consultancy
Wheeler, Sandra	102	No disclosure
Whelan, Harry	105	No disclosure
White, Lucile	77,79,141	No disclosure
Whittall, Rebecca	102	No disclosure
Wilder-Smith, Petra	65,66	No disclosure
Wink, Cherie	66	No disclosure
Winterfield, Laura	80	No disclosure
Wojas-Pelc, Anna	51	No disclosure
Wolkerstorfer, Albert	104	No disclosure
Wong, Brian	65,82	Grant funding from Allergan; equipment from Candela, NewStar Lasers, and Lockheed Martin; consulting fees from Allergan, Johnson and Johnson; ownership interests with Aerin Medical, Praxis BioSciences, Silhouette Medical; served as officer or director for Praxis BioSciences, Silhouette Medical
Wong, Carson	141	No disclosure
Wood, Kenneth	75	No disclosure
Wrzen, Brian	75	No disclosure
Wright, Eric	87	No disclosure
Wu, Xingjia	97	No disclosure
Wulf, Hans Christian	60	Financial grant from Leo Pharma; travel and honoraria from Galderma
Wydrzyska, A.	51	No disclosure
Xiong, Li	65,93	No disclosure
Xu, Lisa	78	No disclosure
Yaghamai, Dina	51	No disclosure
Yakel, Joshua	57	No disclosure
Yang, Hao	76	No disclosure
Yano, Tomonori	74	No disclosure
Yau, Amy	65	No disclosure
Yildirim, Murat	66	No disclosure
Yoda, Yusuke	74	No disclosure
Yoo, Simon	51	No disclosure
Yoon, Chiyeul	91	No disclosure
Yu, Siergrid	78	No disclosure
Yu, Wen	65,93	No disclosure



Name	Page #	Disclosure
Zachary, Christopher	22,23,32,33, 52,55,60,68, 69,80	Financial grant from Alma, Solta; equipment from Zimmer; consulting fees from Cutera; travel expenses and honoraria from Cynosure, Solta, Zeltiq; served on advisory board for Amgen, Arbonne, Cutera, Zeltiq; served on promotional speaker's bureau from Cynosure, Solta, Zeltiq
Zang, Kerry	96	No disclosure
Zedlitz, Ann	48	No disclosure
Zeitels, Steven	5,49,66	Equipment from Laserscope: American Medical Systems; ownership interest, intellectual property rights and served as an officer or director Endocraft, LLC
Zeitouni, Nathalie	60	No disclosure
Zeitouny, Mounir	107	No disclosure

Name	Page #	Disclosure
Zelickson, Brian	20,21,30,31, 48,50,68,69	Financial grant from Alma, Cutera, Miramar, Syneron, Ulthera; royalties and intellectual property with Alma, Candela; served on advisory board for Cutera, Lumenis, Syneron, Ulthera
Zhao, Hua	65	No disclosure
Zhang, Alexandra	78	No disclosure
Zhu, Ling	62	No disclosure



Mark Your Calendar Now!

**2015 ASLMS Annual Conference**

April 22-26, 2015

Gaylord Palms™ Resort & Convention Center  
Kissimmee, Florida

**Abstract & Travel Grant Deadline**  
October 15, 2014

Visit [www.aslms.org](http://www.aslms.org) for details.